

How to use manaba

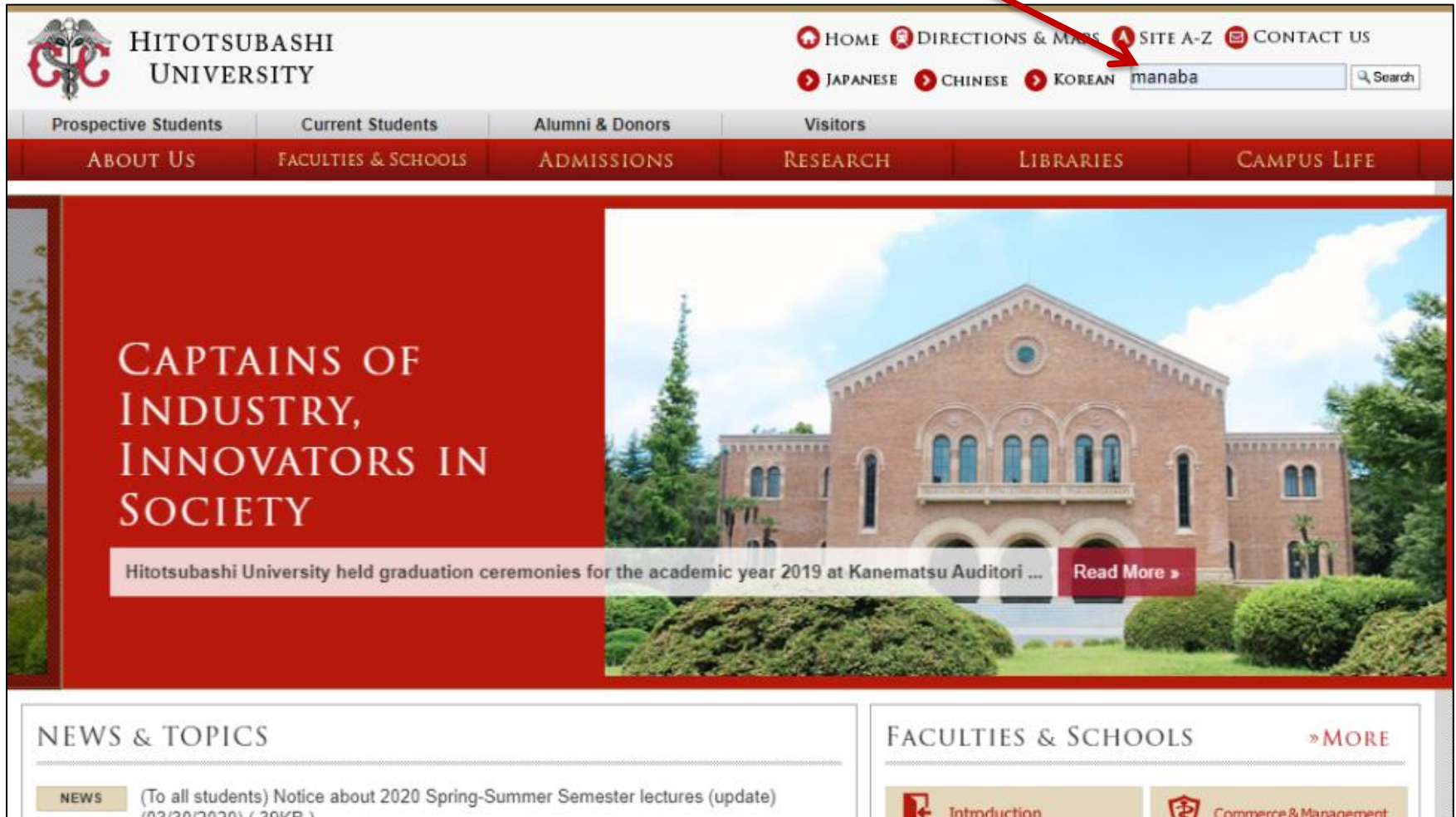
student orientation

Japanese Language Education
Program

Login to manaba

- Make sure you have ID and the password

Enter “manaba” into the search bar or click the tab “Current Students” on Hitotsubashi University homepage



The image shows the Hitotsubashi University homepage. At the top left is the university's logo and name. To the right are navigation links: HOME, DIRECTIONS & MAPS, SITE A-Z, and CONTACT US. Below these are language options: JAPANESE, CHINESE, and KOREAN. A search bar contains the text "manaba" and has a magnifying glass icon. A red arrow points from the text above to the search bar. Below the navigation is a horizontal menu with categories: Prospective Students, Current Students, Alumni & Donors, and Visitors. Underneath is another menu with: ABOUT US, FACULTIES & SCHOOLS, ADMISSIONS, RESEARCH, LIBRARIES, and CAMPUS LIFE. The main content area features a large red banner with the text "CAPTAINS OF INDUSTRY, INNOVATORS IN SOCIETY" and a photograph of a brick building. A news snippet below the banner reads: "Hitotsubashi University held graduation ceremonies for the academic year 2019 at Kanematsu Auditori ... Read More >". At the bottom, there are two sections: "NEWS & TOPICS" with a news item about 2020 Spring-Summer Semester lectures, and "FACULTIES & SCHOOLS" with a "MORE" link and buttons for "Introduction" and "Commerce & Management".

HITOTSUBASHI UNIVERSITY

HOME DIRECTIONS & MAPS SITE A-Z CONTACT US

JAPANESE CHINESE KOREAN manaba Search

Prospective Students Current Students Alumni & Donors Visitors

ABOUT US FACULTIES & SCHOOLS ADMISSIONS RESEARCH LIBRARIES CAMPUS LIFE

CAPTAINS OF INDUSTRY, INNOVATORS IN SOCIETY

Hitotsubashi University held graduation ceremonies for the academic year 2019 at Kanematsu Auditori ... Read More >

NEWS & TOPICS

NEWS (To all students) Notice about 2020 Spring-Summer Semester lectures (update) (03/30/2020) (39KB)

FACULTIES & SCHOOLS > MORE

Introduction Commerce & Management

Click “Education Systems (CELS, manaba)”

The screenshot shows a web browser window with the URL www.hit-u.ac.jp/eng/information/current.html. The page title is "HOME > Information For Current Students". The main heading is "For Current Students". Under the "News" section, there are several news items with download icons. Under the "Education" section, the link "Education Systems(CELS,manaba)" is highlighted with a yellow box. Other links in the "Education" section include "Academic Calendar", "Japanese Language Education", "Hitotsubashi University Global Education Program (HGP)", and "Web Syllabi(Without User ID)". On the right side, there is a "Gateways" section with links for "Prospective Students", "Current Students", "Alumni & Donors", and "Visitors". A "PRINT" button is also visible in the top right corner.

HOME > Information For Current Students

PRINT

For Current Students

News

- ▶ (To all students)Our response to the novel coronavirus(April 9 update) (93KB)
- ▶ (To all students)Notice about 2020 Spring-Summer Semester lectures (March 30 update)
- ▶ Restricted Entry to Kunitachi Campus (as of March 30, 2020) (33KB)
- ▶ Our response to the novel coronavirus(as of March 26, 2020) (68KB)
- ▶ In Response to the Novel Coronavirus Outbreak (as of March 4, 2020) (38KB)
- ▶ In Response to the Novel Coronavirus Outbreak (as of February 21, 2020) (237KB)
- ▶ In Response to the Novel Coronavirus Outbreak (as of February 3, 2020) (13KB)

Education

- ▶ Academic Calendar
- ▶ Japanese Language Education
- ▶ Hitotsubashi University Global Education Program (HGP)
- ▶ Education Systems(CELS,manaba)
- ▶ Web Syllabi(Without User ID)

Libraries

Gateways

- ▶ Prospective Students
- ▶ Current Students
- ▶ Alumni & Donors
- ▶ Visitors



ホーム > 在学生の方へ



在学生の方へ

大学院情報は各研究科のサイトも参照してください。

お知らせ

▶ お知らせ一覧

- 2020年4月2日 [インターネット利用環境及びパソコンの準備について \(4月3日更新\)](#)
- 2020年3月30日 [国立キャンパスの入構規制について](#)
- 2020年3月30日 [\(学生の皆さんへ\) 2020年度・春夏学期の授業について \(3月30日更新\)](#)
- 2020年3月27日 [一橋認証ID及びパスワードの管理について \(注意喚起\)](#)
- 2020年3月27日 [新型コロナウイルスへの対応について \(3月26日更新\) \(153KB\)](#)
- 2020年3月18日 [2020年度「中国短期海外調査」参加募集を行います](#)
- 2020年3月18日 [2020年度「オランダ・フランス短期海外調査」参加募集を行います](#)
- 2020年3月10日 [新型コロナウイルスへの対応について \(3月10日更新\) \(148KB\)](#)
- 2020年3月5日 [3月19日 \(木\) 一橋大学学位記授与式の開催方法変更について](#)
- 2020年3月4日 [新型コロナウイルスへの対応について \(3月4日更新\) \(145KB\)](#)

在学生の方へ

学務情報システム




ポートフォリオシステム



▶ 教務関係 システム利用案内

- ▶ お知らせ
- ▶ 授業・履修
- ▶ 大学の休講措置
- ▶ 各種申請等
- ▶ 他大学との交流
- ▶ 相談窓口
- ▶ 学生支援センター
- ▶ 保健センター
- ▶ 全学共通教育センター

Enter your Student ID and password



一橋大学

一橋認証ID シングルサインオン
Hitotsubashi Authentication System Single Sign-On

本学の学生・教職員以外の方は、こちらの画面からはログインできません。一橋大学ウェブサイトはこちら。
If you are not a student, faculty or staff member of Hitotsubashi University, this is not the login page for you.
Please go to the Hitotsubashi University official website. ([Click here.](#))

ユーザー名を記憶する

If you have already registered on CELS
you will be automatically registered on manaba

The screenshot displays a grid of course cards on the Manaba platform. The interface includes tabs for 'サムネイル' (Thumbnail), 'リスト' (List), and '曜日' (Day of the Week). Each course card contains the following information:

- Course ID:** 1ET10101, 1HB70201, 1HB71401, 2L803002, 2L803102, 1ET10201, 2LE50101, 2BF56501, 1ET22101, 1ET10102
- Course Title:** 経済の日本語中上級 (留学生用), Basic Japanese II, Intermediate Japanese I, 演習, 第2演習, 経済の日本語上級 I (留学生用), 日本語教育学講義 A, 日本語集中講義E(留学生プログラム), 経済の日本語上級 II (留学生用), 経済の日本語中上級 (留学生用)
- Semester/Year:** 2020 春月1、水1, 2020 春夏月1、火1、水1、木1、..., 2020 春夏月3、水2, 2020 春夏月4, 2020 春夏月4, 2020 春夏火3, 2020 春夏木1, 2020 春夏金2, 2020 秋月1、水1
- Instructor:** 担当 西谷 まり, 担当 ツオイ エカテリーナ
- Actions:** 設定 (Settings), and icons for navigation and communication.

Self-registration to the course

- If you are still considering which course to take, please make a self-registration.
- You can find important information on the course page
 - ★ Zoom links (URL) for logging in to the classes
 - ★ announcements from the teachers

Click the button “English”

The screenshot shows the Manaba system home page for Hitotsubashi University. The browser address bar displays <https://manaba.hit-u.ac.jp/ct/home>. The page header includes the university logo and name, the date 2020-04-10 (Fri), and the user name 西谷 まり. The navigation bar contains buttons for 'マイページ', 'コース', 'respon', 'メモ', and 'English'. The 'English' button is highlighted with a red box. Below the navigation bar, there are two main sections: 'お知らせ' (Notice) and '提出記録' (Submission Record). The 'お知らせ' section lists various notices with dates and titles. The '提出記録' section shows the latest submission record and a link to 'すべて表示'. There are also informational sections for '自己登録について' and 'コースリンク機能について'.

Home | <https://manaba.hit-u.ac.jp/ct/home> | ☆

一橋大学 HITOTSUBASHI UNIVERSITY

※自己登録許可期間中 2020-04-10 (Fri) 西谷 まり | 設定 | ログアウト

マイページ コース respon メモ English

お知らせ

- 2020-04-01 ◀◀ 【重要】manabaリマインダ設定登録用のメールアドレス設定変更について（お知らせ）
- 2020-03-27 ◀◀ responアプリ（manaba上での電子出席機能）インストール方法について
- 2020-03-23 ◀◀ manaba自己登録期間開始について（連絡）
- 2019-05-21 ◀◀ お知らせ
- 2018-04-20 ◀◀ 【重要】講義内容の公開について（注意喚起）
- 2017-04-21 ◀◀ ファイルをアップロードする際の注意事項
- 2017-04-01 ◀◀ 【重要】履修・授業・期末試験・成績等の情報について
- 2017-03-29 ◀◀ 公開資料及び廃止科目一覧に更新があります。（平成29年3月29日現在）
- 2017-03-21 ◀◀ 2017年度からのmanabaのコース運用について
- 2017-03-02 ◀◀ 【重要】4学期制導入に伴うカリキュラムの変更点②（平成29年3月2日現在）
- 2017-01-24 ◀◀ 廃止科目一覧に更新があります。（平成29年1月24日現在）
- 2016-12-09 ◀◀ 廃止科目一覧に更新があります。（平成28年12月9日現在）
- 2016-12-08 ◀◀ 平成29（2017）年度 一橋大学学年暦を掲載しました
- 2016-11-30 ◀◀ 【重要】4学期制導入に伴うカリキュラムの変更点（平成28年11月30日現在）

提出記録

最近の提出記録はありません

[> すべて表示](#)

◆自己登録について ?

履修登録が確定する前にコースを利用したい場合は、自己登録を行ってください。

自己登録許可期間終了後、教務システムに履修登録を行わなかったコースは利用できなくなることがあります。

- [> コースを検索して登録](#)
- [> 登録キーを用いて登録](#)

◆コースリンク機能について

複数のコースをまとめて運用したり、使わないコースの設定ができます。これらの設定は、各コースの【設定】から行います。

◆スマートフォンから課題提出

スマートフォンから課題

Click “Search and register for courses” in the box “About Self Registration”

The screenshot shows the Manaba portal interface for Hitotsubashi University. The top navigation bar includes the university logo, the name '一橋大学 HITOTSUBASHI UNIVERSITY', the user's name 'NISHITANI Mari', and the current date '2020-04-10 (Fri)'. Below the navigation bar, there are tabs for 'My Page' and 'Courses', along with buttons for 'respon', 'Memos', and '日本語'. The main content area is divided into two columns. The left column contains an 'Announcements' section with a list of recent notices, including one about self-registration. A red arrow points from this announcement to the 'About Self Registration' section in the right column. The right column contains a 'Submission History' section and the 'About Self Registration' section, which is highlighted with a red box. The 'About Self Registration' section explains the process and provides links to 'Search and register for courses' and 'Register for courses using Registration Key'. Below it is the 'About Linked Courses' section.

Announcements

- 2020-04-01 ◀ 【重要】manabaリマインダ設定登録用のメールアドレス設定変更について (お知らせ)
- 2020-03-27 ◀ responアプリ (manaba上での電子出席機能) インストール方法について
- 2020-03-23 ◀ manaba自己登録期間開始について (連絡)
- 2019-05-21 ◀ お知らせ
- 2018-04-20 ◀ 【重要】講義内容の公開について (注意喚起)
- 2017-04-21 ◀ ファイルをアップロードする際の注意事項
- 2017-04-01 ◀ 【重要】履修・授業・期末試験・成績等の情報について
- 2017-03-29 ◀ 公開資料及び廃止科目一覧に更新があります。(平成29年3月29日現在)
- 2017-03-21 ◀ 2017年度からのmanabaのコース運用について
- 2017-03-02 ◀ 【重要】4学期制導入に伴うカリキュラムの変更点② (平成29年3月2日現在)
- 2017-01-24 ◀ 廃止科目一覧に更新があります。(平成29年1月24日現在)
- 2016-12-09 ◀ 廃止科目一覧に更新があります。(平成28年12月9日現在)
- 2016-12-08 ◀ 平成29 (2017) 年度 一橋大学学年暦を掲載しました
- 2016-11-30 ◀ 【重要】4学期制導入に伴うカリキュラムの変更点 (平成28年11月30日現在)

Submission History

There is no submission history.

> List all

◆ About Self Registration ?

If you wish to be granted access to a course you plan to take before the add/drop deadline, please request self registration. After the self registration period, there is a possibility that you cannot use the course you have not finalize registration for via the Student Information System.

> Search and register for courses

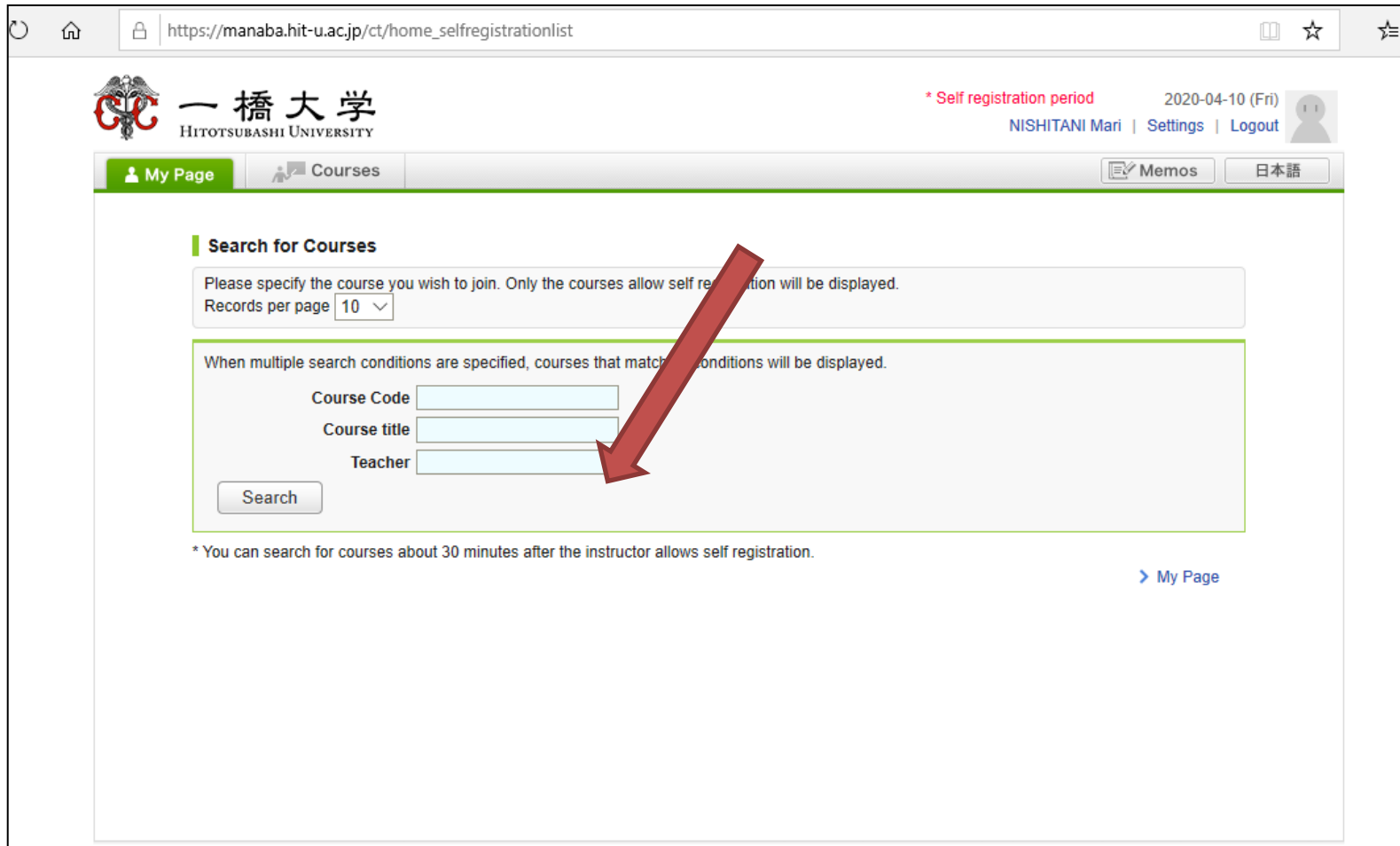
> Register for courses using Registration Key

◆ About Linked Courses

You can make courses unused or use multiple courses together. You can access these settings by clicking

Enter the course title

E.g. “Basic Japanese”



https://manaba.hit-u.ac.jp/ct/home_selfregistrationlist

一橋大学
HITOTSUBASHI UNIVERSITY

* Self registration period 2020-04-10 (Fri)
NISHITANI Mari | Settings | Logout

My Page Courses Memos 日本語

Search for Courses

Please specify the course you wish to join. Only the courses allow self registration will be displayed.
Records per page 10

When multiple search conditions are specified, courses that match all conditions will be displayed.

Course Code
Course title
Teacher

Search

* You can search for courses about 30 minutes after the instructor allows self registration.

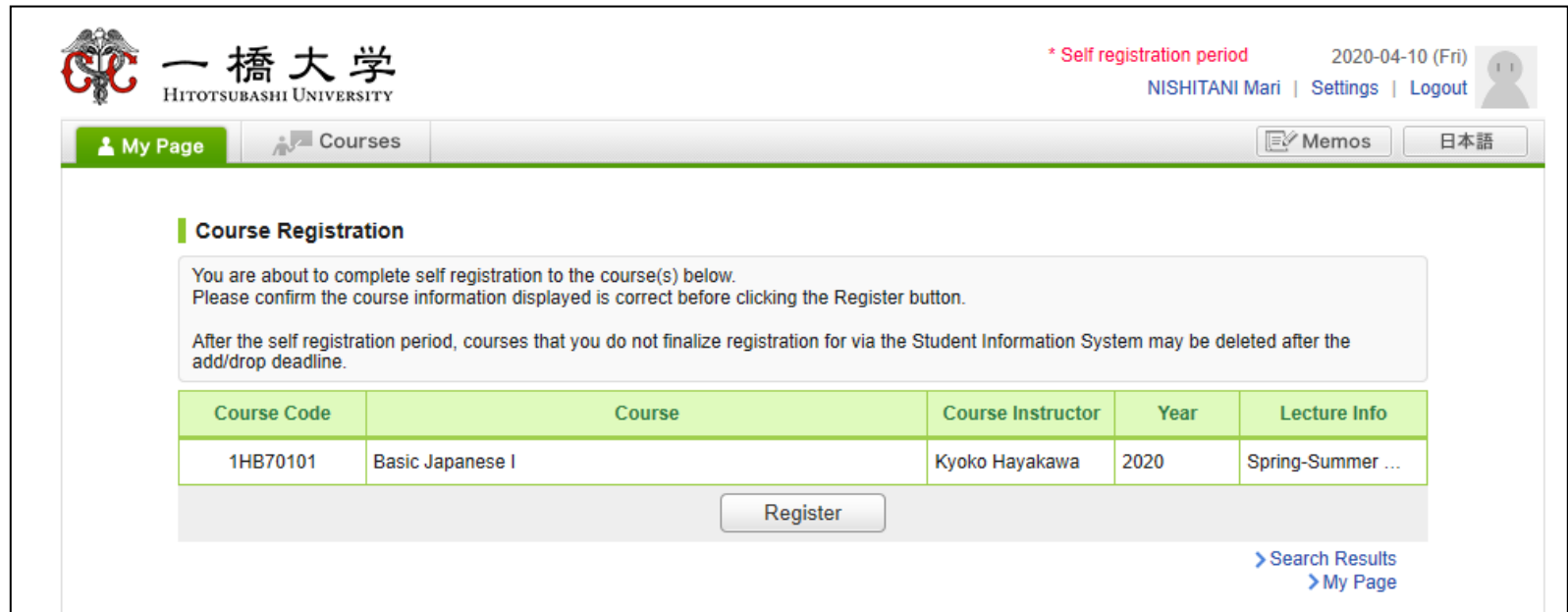
[> My Page](#)

A list of courses will appear. Click “Basic Japanese I”

The screenshot shows a web browser window with the URL https://manaba.hit-u.ac.jp/ct/home_selfregistrationlist?action=list. The page header includes the Hitotsubashi University logo and name, the user's name NISHITANI Mari, and the self-registration period 2020-04-10 (Fri). The main content area is titled "Course Search Results" and displays a table of courses. The course "Basic Japanese I" (code 1HB70101) is highlighted with a red border.

Course Code	Course	Course Instructor	Year	Lecture Info
1HB70201	Basic Japanese II	Tsoy Ekaterina	2020	Spring-Summer Mon1, Tue1, Wed1, Thu1, Fri1
1HB70101	Basic Japanese I	Kyoko Hayakawa	2020	Spring-Summer Mon2, Tue2, Wed2, Thu2, Fri2
1HB70202	Basic Japanese II	Tsoy Ekaterina	2020	Autumn-Winter Mon1, Tue1, Wed1, Thu1, Fri1
1HB70102	Basic Japanese I	Kyoko Hayakawa	2020	Autumn-Winter Mon2, Tue2, Wed2, Thu2, Fri2
1HB70201	Basic Japanese II	Matsui Sakiko	2019	Spring-Summer Mon1, Tue1, Wed1, Thu1, Fri1
1HB70101	Basic Japanese I	Kyoko Hayakawa	2019	Spring-Summer Mon2, Tue2, Wed2, Thu2, Fri2

Click “Basic Japanese I”



The screenshot shows the user interface of Hitotsubashi University's self-registration system. At the top left is the university's logo and name in Japanese and English. On the top right, it displays the self-registration period as 2020-04-10 (Fri) and the user's name, NISHITANI Mari, with links for Settings and Logout. Below the header is a navigation bar with 'My Page' and 'Courses' tabs, along with 'Memos' and '日本語' buttons. The main content area is titled 'Course Registration' and contains a warning message about confirming course information before registration. Below the message is a table with one course listed: 'Basic Japanese I' (Course Code: 1HB70101, Instructor: Kyoko Hayakawa, Year: 2020, Lecture Info: Spring-Summer ...). A 'Register' button is positioned below the table. At the bottom right, there are links for 'Search Results' and 'My Page'.

一橋大学
HITOTSUBASHI UNIVERSITY

* Self registration period 2020-04-10 (Fri)
NISHITANI Mari | Settings | Logout

My Page Courses Memos 日本語

Course Registration

You are about to complete self registration to the course(s) below.
Please confirm the course information displayed is correct before clicking the Register button.

After the self registration period, courses that you do not finalize registration for via the Student Information System may be deleted after the add/drop deadline.

Course Code	Course	Course Instructor	Year	Lecture Info
1HB70101	Basic Japanese I	Kyoko Hayakawa	2020	Spring-Summer ...

Register

[> Search Results](#)
[> My Page](#)

My Page Courses Memos 日本語

Course Registration

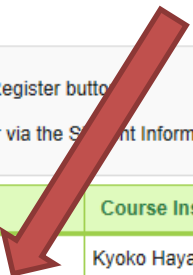
You are about to complete self registration to the course(s) below.
Please confirm the course information displayed is correct before clicking the Register button.

After the self registration period, courses that you do not finalize registration for via the Student Information System may be deleted after the add/drop deadline.

Course Code	Course	Course Instructor	Year	Lecture Info
1HB70101	Basic Japanese I	Kyoko Hayakawa	2020	Spring-Summer ...

Register

[Search Results](#)
[My Page](#)



After you click the button “**Register**”, the following message will be displayed.

”Self registration is complete. If you would like to finalize the registration, please do so using the Student Information System.”

When the self-registration is complete, the course will be added to “My Courses” list.

The screenshot shows a user interface for a course list. At the top, there are tabs for 'Thumbnail', 'List', and 'Timetable', with 'Thumbnail' selected. To the right, there are dropdown menus for 'Current Courses' and 'All years'. The main area contains a grid of course cards. Each card includes a thumbnail image, a course ID, the course title, the semester and schedule, the instructor's name, and a 'Settings' button. The card for 'Basic Japanese I' (ID: 1HB70101, instructor: Kyoko Hayakawa) is highlighted with an orange border. Other visible cards include 'Pre-Advanced Japanese in Economics', 'Basic Japanese II', 'Intermediate Japanese I', 'Seminar', and 'Advanced Japanese in Economics'.

Course ID	Course Title	Semester & Schedule	Instructor
1ET10101	Pre-Advanced Japanese in Economics	2020 Spring Mon1, Wed1	NISHITANI Mari
1HB70201	Basic Japanese II	2020 Spring-Summer Mo...	Tsoy Ekaterina
1HB70101	Basic Japanese I	2020 Spring-Summer Mo...	Kyoko Hayakawa
1HB71401	Intermediate Japanese I	2020 Spring-Summer Mo...	Tsoy Ekaterina
2L803002	Seminar	2020 Spring-Summer Mo...	NISHITANI Mari
2L803102	Seminar	2020 Spring-Summer Mo...	NISHITANI Mari
1ET10201	Advanced Japanese in Economics		
2LE50101	Lectures on Teaching of Japanese as a Second Language A		

NOTE!

- Self-registration on MANABA is different from the CELS course registration.
- If you decide to enroll in the course as a regular student, you should complete the course registration procedure on **CELS**.

Receive manaba COURSE NEWS via mail

- Teachers will post important news on manaba
 - ★ Zoom links (URL) for logging in to the classes
 - ★ announcements from the teachers

Make sure to change reminder settings in order to receive announcements to your email.



[My Page](#)

[Courses](#)

日本語



1HB70101

Basic Japanese I

er Mon2...

Important announcements

Tests

Surveys

Assignments ¹

Project

Grades

Forum

Resources

The self registration period is currently in effect. After the self registration period, there is a possibility that you cannot use the course you have not finalized registration for via the Student Information System.

[Drop this course](#)

[Submission History](#)

[Course News](#)

There are no news.

[Threads \(latest first\)](#)

[New Thread](#)

There are no threads.

[Threads](#)

Click “Settings”



The screenshot shows the user interface of the Hitotsubashi University Manaba portal. At the top left is the university logo and name. The top right shows the user's name (NISHITANI M.), a 'Settings' link (highlighted with a yellow box), and a 'Logout' button. Below the navigation bar are tabs for 'My Page' and 'Courses', and a 'respon' button. The main content area is divided into several sections: 'Announcements' (a list of recent notices), 'Submission History' (showing no history), and 'About Self Registration' (providing instructions on how to register for courses).

一橋大学
HITOTSUBASHI UNIVERSITY

* Self registration period 2020-04-10 (Fri)
NISHITANI M. | [Settings](#) Logout

My Page Courses respon 日本語

MEMO

Announcements

- 2020-04-01 ◀ 【重要】manabaリマインダ設定登録用のメールアドレス設定変更について（お知らせ）
- 2020-03-27 ◀ responアプリ（manaba上での電子出席機能）インストール方法について
- 2020-03-23 ◀ manaba自己登録期間開始について（連絡）
- 2019-05-21 ◀ お知らせ
- 2018-04-20 ◀ 【重要】講義内容の公開について（注意喚起）
- 2017-04-21 ◀ ファイルをアップロードする際の注意事項
- 2017-04-01 ◀ 【重要】履修・授業・期末試験・成績等の情報について
- 2017-03-29 ◀ 公開資料及び廃止科目一覧に更新があります。（平成29年3月29日現在）
- 2017-03-21 ◀ 2017年度からのmanabaのコース運用について

Submission History

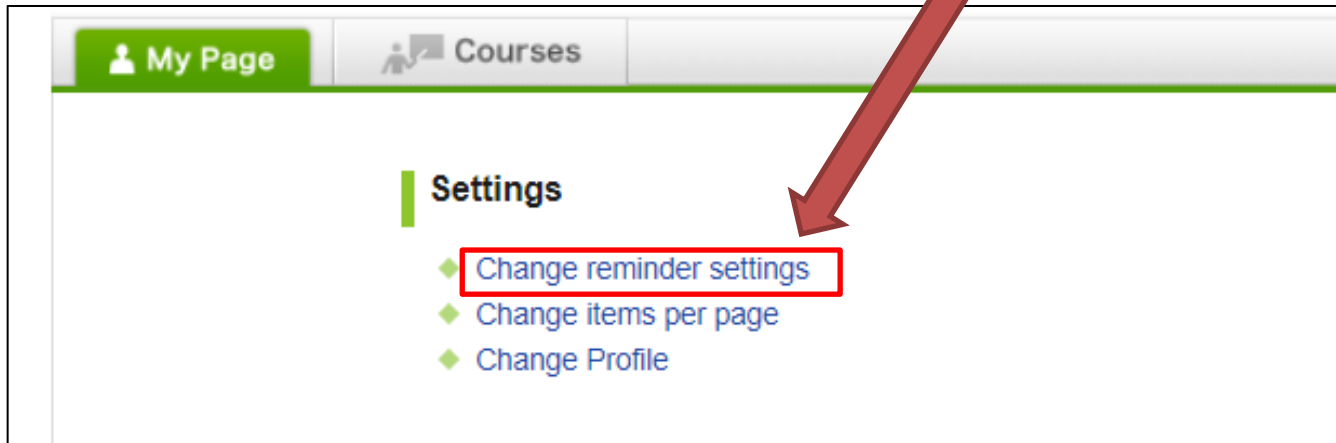
There is no submission history.

[List all](#)

About Self Registration ?

If you wish to be granted access to a course you plan to take before the add/drop deadline, please request self registration. After the self registration period, there is a possibility that you cannot use the course you have not finalized registration for via the Student

Click “Change reminder settings”



- ① In the field “All reminders” select “Receive”.
- ② Fill in your regular Email address (and the cellphone Email address) that you want reminders to be sent to.

Please use the email address you check daily.

Change reminder settings

Reminders

All reminders Receive Do not receive
Please make sure your email service does not block reminders from the domain(s) listed below:
manaba.jp

Email address 1

Email address 2

Individual Settings

Course news Receive Do not receive

New assignment notifications Receive Do not receive

New comments made on your course Receive a message when a comment is made
 Receive all new comments at
 Do not receive
* Your own comments will not be included.

New comments on projects Receive
 Do not receive
* Your own comments will not be included.

New comments on assignments (for course instructors only) Receive Do not receive
* This setting is only effective for course instructors.

Email address 2

Individual Settings

Course news Receive Do not receive

New assignment notifications Receive Do not receive

New comments made on your course Receive a message when a comment is made
 Receive all new comments at 10 ▼
 Do not receive
* Your own comments will not be included.

New comments on projects Receive Do not receive
* Your own comments will not be included.

New comments on assignments (for course instructors only) Receive Do not receive
* This setting is only effective for course instructors.

[Settings](#)
[My Page](#)

- ① Click “save and sent test mail” at the bottom of the screen.
- ② You will receive the following message:

This email was generated automatically by manaba to confirm if you have set up a correct email address.”