

Self-registration on manaba

Hitotsubashi Center for Global Education
Japanese Language Education Program

- Self-registration on **MANABA** is different from the **CELS** course registration. To enroll in the course as a regular student, you should complete the course registration procedure on **CELS**.
- Students who win the Web Lottery will be automatically registered on **MANABA**.

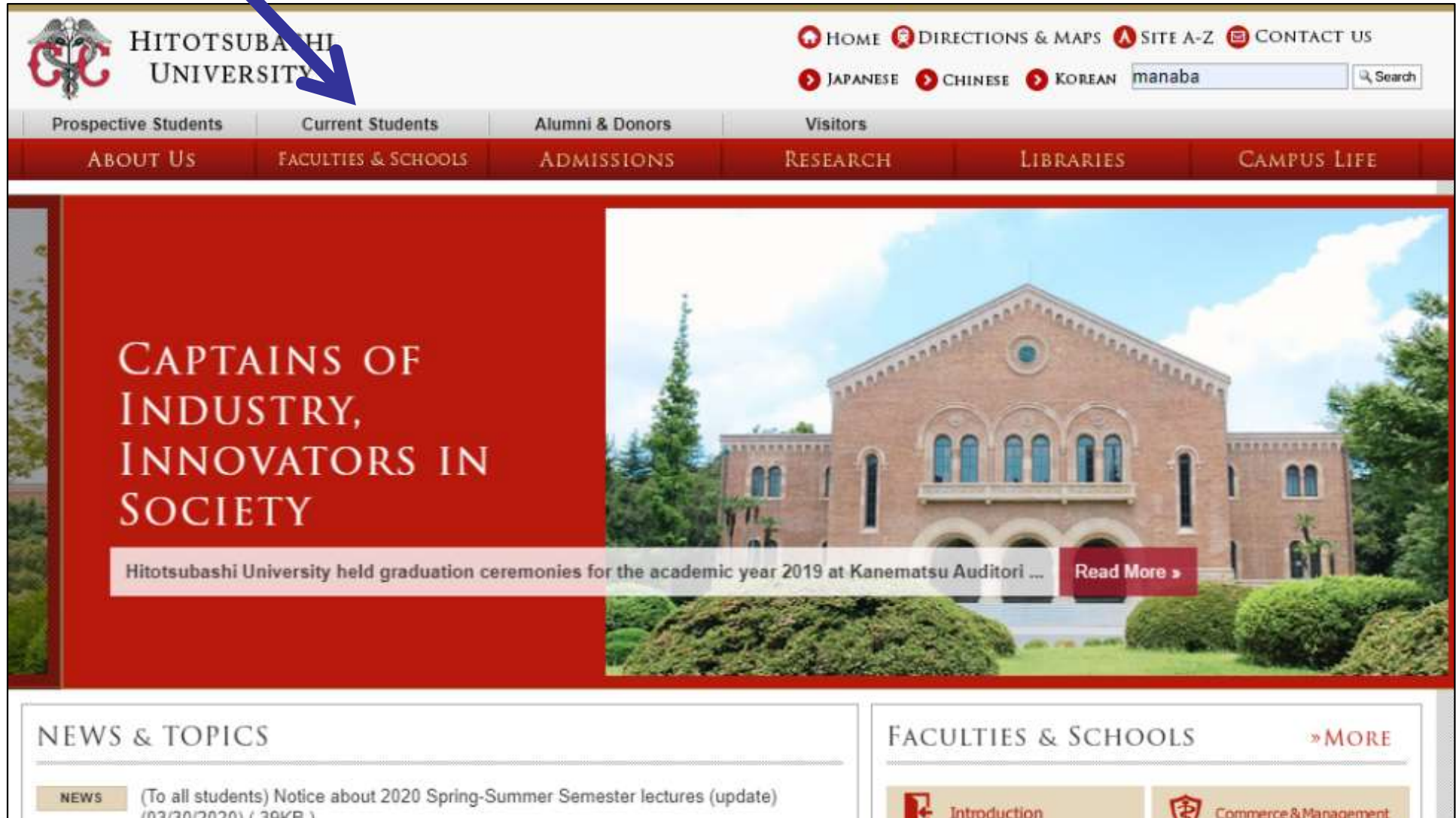
NOTE! After the registration period is closed, all students except students enrolled in the course will **be automatically** deleted from **MANABA**.

**Professors will post important news
on MANABA.**

**Adjust the reminder settings to
receive announcements via email.**

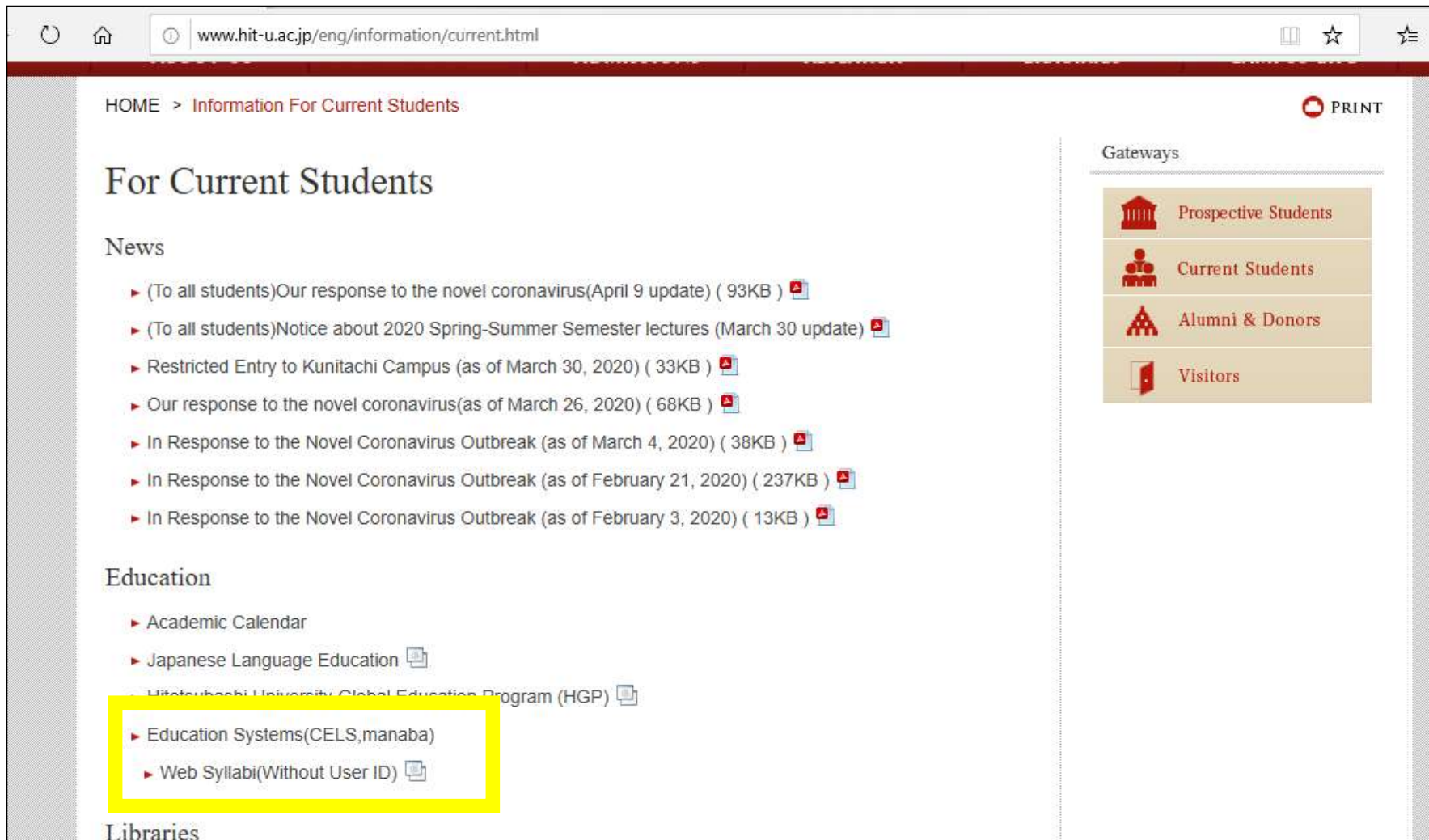
**Make sure you have
Student ID and the password**

Click the tab “Current Students” on Hitotsubashi University homepage



The screenshot shows the Hitotsubashi University homepage. At the top left is the university logo and name. To the right are navigation links: HOME, DIRECTIONS & MAPS, SITE A-Z, CONTACT US, JAPANESE, CHINESE, KOREAN, and a search bar with the text 'manaba'. Below these are two rows of navigation tabs: 'Prospective Students', 'Current Students', 'Alumni & Donors', and 'Visitors' in the first row; 'ABOUT US', 'FACULTIES & SCHOOLS', 'ADMISSIONS', 'RESEARCH', 'LIBRARIES', and 'CAMPUS LIFE' in the second row. The main banner features a large red area on the left with the text 'CAPTAINS OF INDUSTRY, INNOVATORS IN SOCIETY' and a photograph of a brick building on the right. A news snippet below the banner reads 'Hitotsubashi University held graduation ceremonies for the academic year 2019 at Kanematsu Auditori ...' with a 'Read More >' button. At the bottom, there are sections for 'NEWS & TOPICS' and 'FACULTIES & SCHOOLS' with a '» MORE' link. The 'NEWS & TOPICS' section includes a news item: 'NEWS (To all students) Notice about 2020 Spring-Summer Semester lectures (update) (03/30/2020) (.39KB)'. The 'FACULTIES & SCHOOLS' section includes links for 'Introduction' and 'Commerce & Management'.








Click “Education Systems (CELS, manaba)”






HOME > Information For Current Students PRINT

For Current Students

News





- ▶ (To all students)Our response to the novel coronavirus(April 9 update) (93KB) 
- ▶ (To all students)Notice about 2020 Spring-Summer Semester lectures (March 30 update) 
- ▶ Restricted Entry to Kunitachi Campus (as of March 30, 2020) (33KB) 
- ▶ Our response to the novel coronavirus(as of March 26, 2020) (68KB) 
- ▶ In Response to the Novel Coronavirus Outbreak (as of March 4, 2020) (38KB) 
- ▶ In Response to the Novel Coronavirus Outbreak (as of February 21, 2020) (237KB) 
- ▶ In Response to the Novel Coronavirus Outbreak (as of February 3, 2020) (13KB) 

Education


- ▶ Academic Calendar
- ▶ Japanese Language Education 
- ▶ Hitotsubashi University Global Education Program (HGP) 
- ▶ Education Systems(CELS,manaba)
- ▶ Web Syllabi(Without User ID) 

Libraries

Gateways

-  Prospective Students
-  Current Students
-  Alumni & Donors
-  Visitors

Enter your Student ID and password

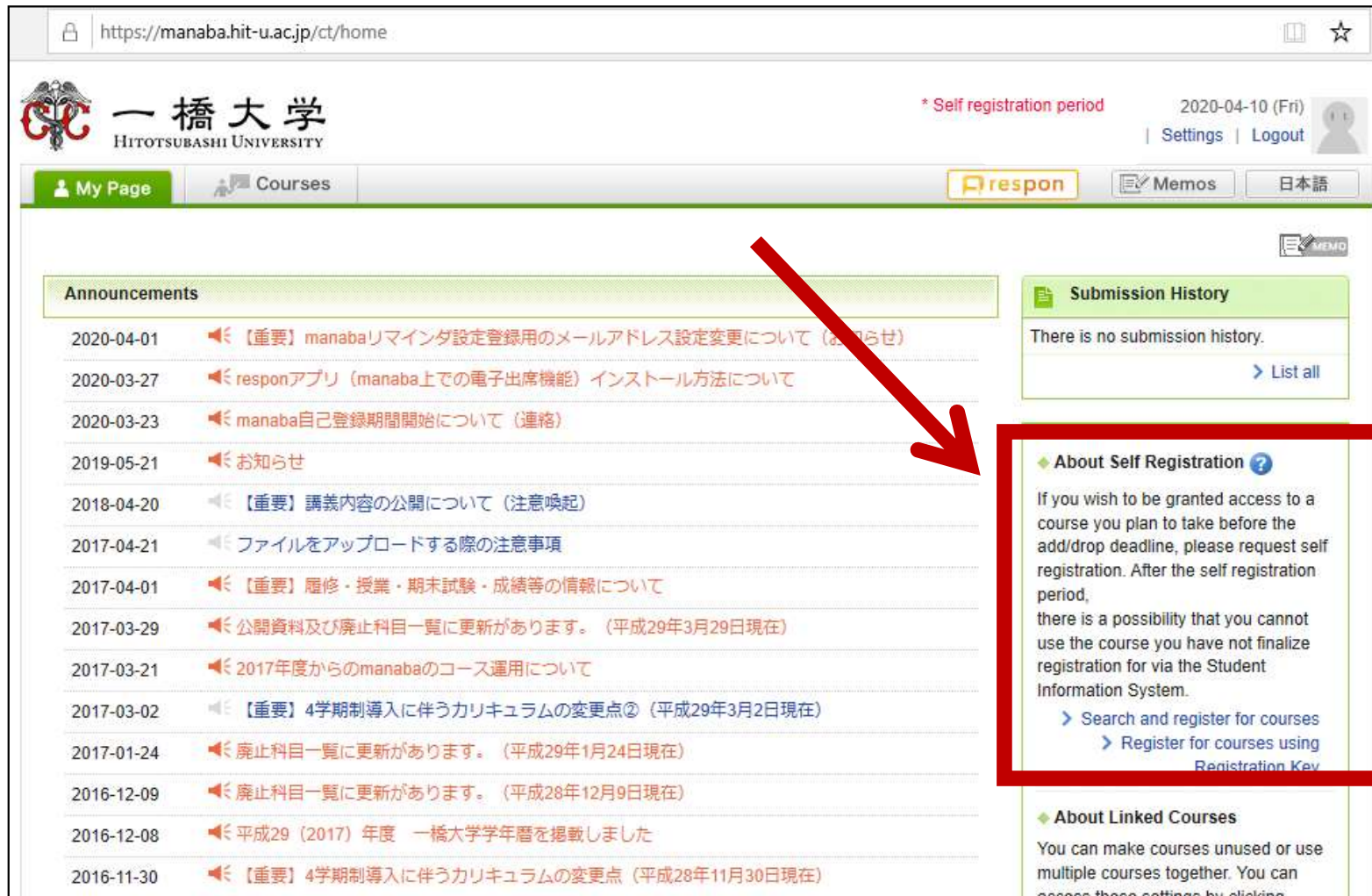
 一橋大学

一橋認証ID シングルサインオン
Hitotsubashi Authentication System Single Sign-On

本学の学生・教職員以外の方は、こちらの画面からはログインできません。一橋大学ウェブサイトはこちら。
If you are not a student, faculty or staff member of Hitotsubashi University, this is not the login page for you.
Please go to the Hitotsubashi University official website. ([Click here.](#))

 ユーザー名を記憶する

Click “Search and register for courses” in the box “About Self Registration”



https://manaba.hit-u.ac.jp/ct/home

一橋大学 HITOTSUBASHI UNIVERSITY

* Self registration period 2020-04-10 (Fri) | Settings | Logout

My Page Courses respon Memos 日本語

Announcements

- 2020-04-01 ◀◀ 【重要】manabaリマインダ設定登録用のメールアドレス設定変更について (お知らせ)
- 2020-03-27 ◀◀ responアプリ (manaba上での電子出席機能) インストール方法について
- 2020-03-23 ◀◀ manaba自己登録期間開始について (連絡)
- 2019-05-21 ◀◀ お知らせ
- 2018-04-20 ◀◀ 【重要】講義内容の公開について (注意喚起)
- 2017-04-21 ◀◀ ファイルをアップロードする際の注意事項
- 2017-04-01 ◀◀ 【重要】履修・授業・期末試験・成績等の情報について
- 2017-03-29 ◀◀ 公開資料及び廃止科目一覧に更新があります。(平成29年3月29日現在)
- 2017-03-21 ◀◀ 2017年度からのmanabaのコース運用について
- 2017-03-02 ◀◀ 【重要】4学期制導入に伴うカリキュラムの変更点② (平成29年3月2日現在)
- 2017-01-24 ◀◀ 廃止科目一覧に更新があります。(平成29年1月24日現在)
- 2016-12-09 ◀◀ 廃止科目一覧に更新があります。(平成28年12月9日現在)
- 2016-12-08 ◀◀ 平成29 (2017) 年度 一橋大学学年暦を掲載しました
- 2016-11-30 ◀◀ 【重要】4学期制導入に伴うカリキュラムの変更点 (平成28年11月30日現在)

Submission History

There is no submission history.

> List all

◆ About Self Registration ?

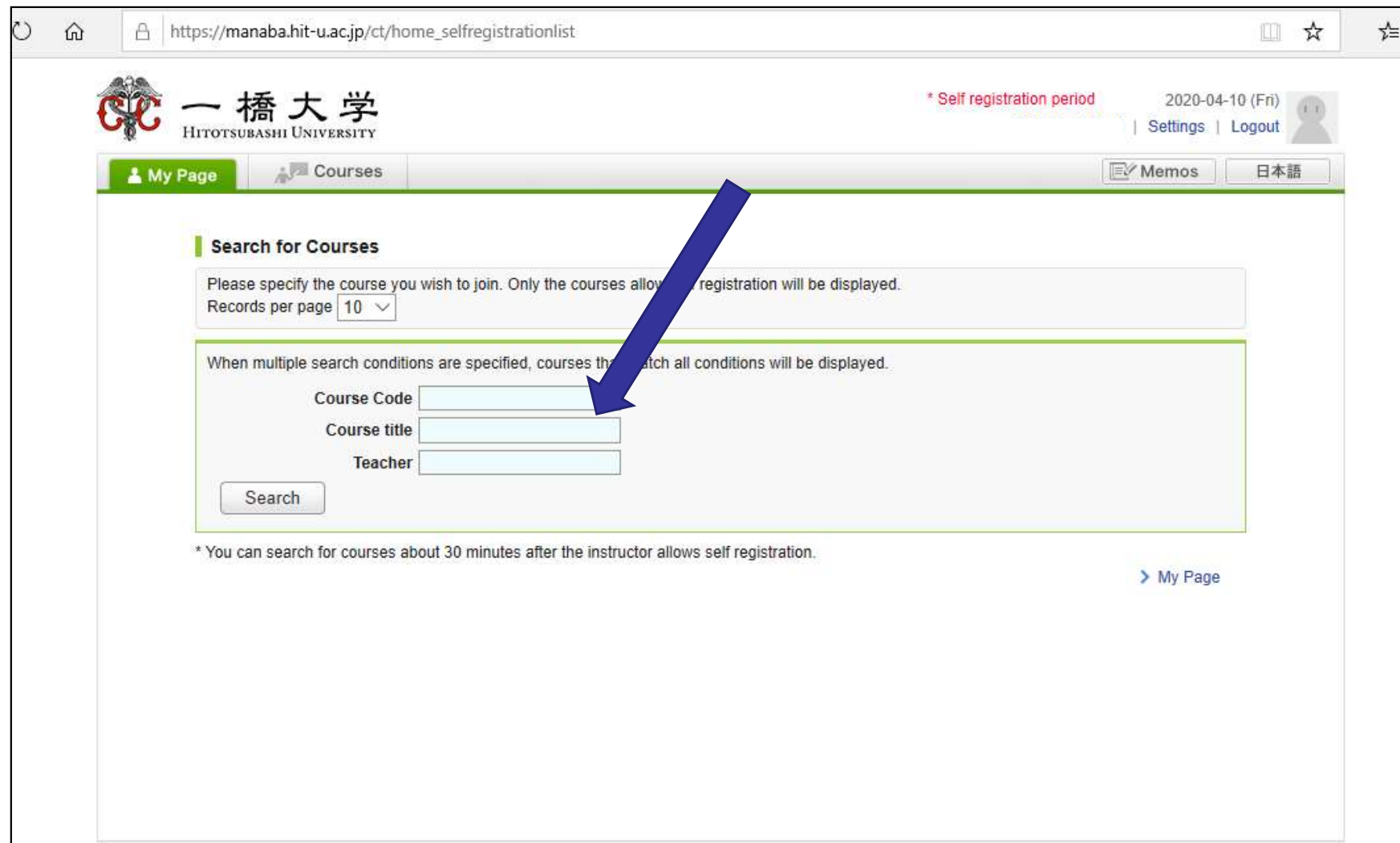
If you wish to be granted access to a course you plan to take before the add/drop deadline, please request self registration. After the self registration period, there is a possibility that you cannot use the course you have not finalize registration for via the Student Information System.

- > Search and register for courses
- > Register for courses using Registration Key

◆ About Linked Courses

You can make courses unused or use multiple courses together. You can access these settings by clicking

Enter the course title “Basic Japanese II”



https://manaba.hit-u.ac.jp/ct/home_selfregistrationlist

一橋大学 HITOTSUBASHI UNIVERSITY

* Self registration period 2020-04-10 (Fri)

Settings | Logout

My Page Courses Memos 日本語

Search for Courses

Please specify the course you wish to join. Only the courses allowed for registration will be displayed.
Records per page 10

When multiple search conditions are specified, courses that match all conditions will be displayed.

Course Code

Course title

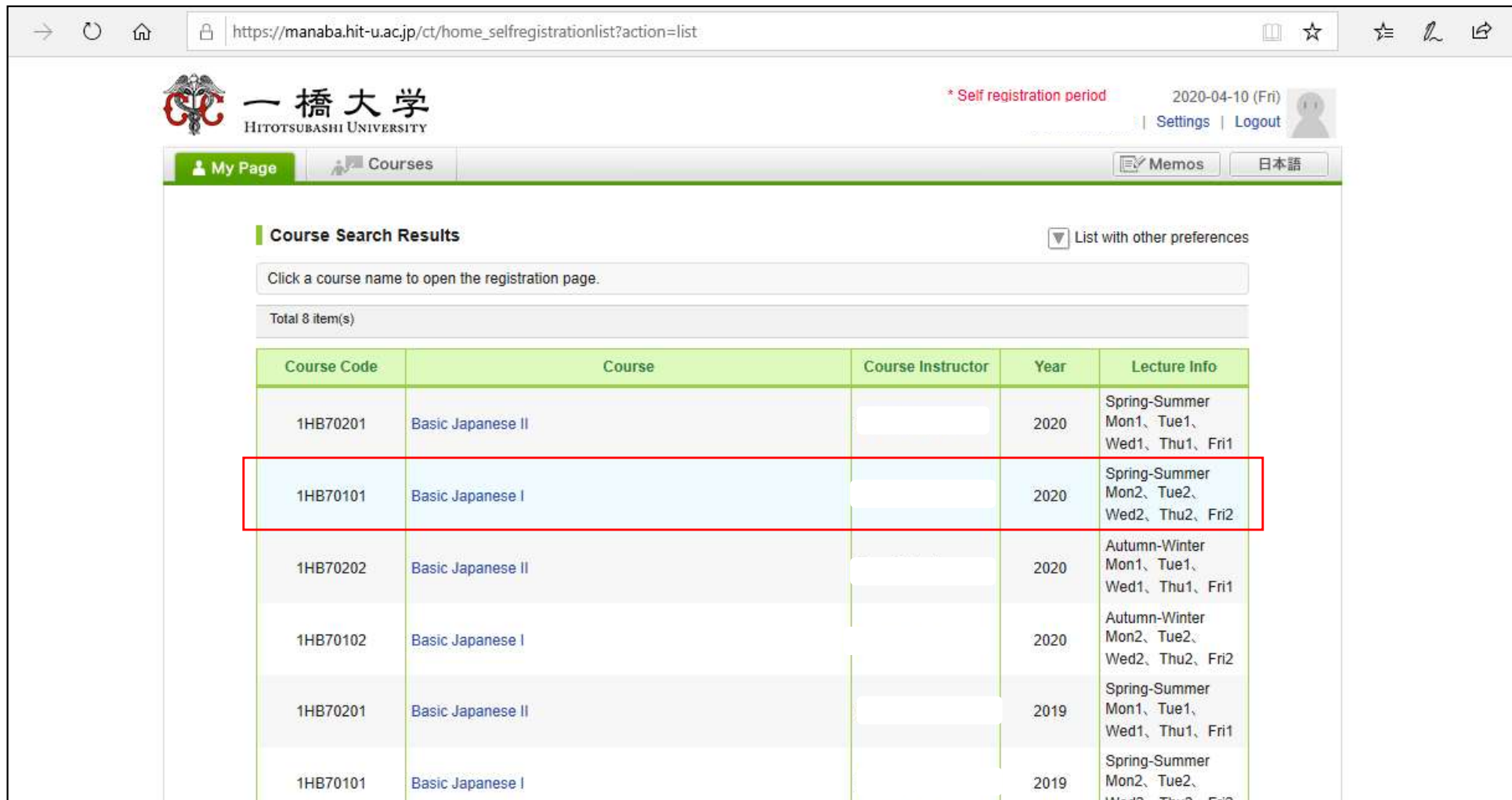
Teacher

Search


* You can search for courses about 30 minutes after the instructor allows self registration.


> My Page

A list of courses will appear. Click “Basic Japanese I”



→ ↻ 🏠 https://manaba.hit-u.ac.jp/ct/home_selfregistrationlist?action=list 📖 ☆ ≡ 📄 📄

 一橋大学
HITOTSUBASHI UNIVERSITY

* Self registration period 2020-04-10 (Fri) 
[Settings](#) | [Logout](#)

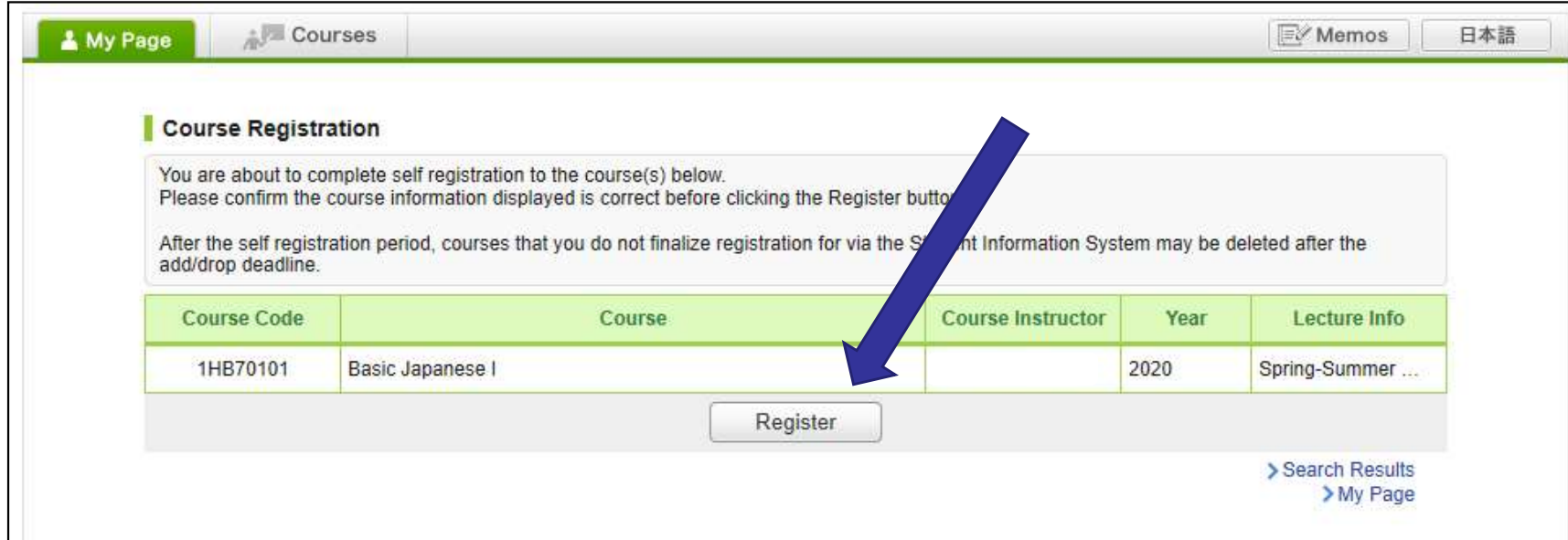
[My Page](#) [Courses](#) [Memos](#) [日本語](#)

Course Search Results List with other preferences

Click a course name to open the registration page.

Total 8 item(s)

Course Code	Course	Course Instructor	Year	Lecture Info
1HB70201	Basic Japanese II		2020	Spring-Summer Mon1、Tue1、 Wed1、Thu1、Fri1
1HB70101	Basic Japanese I		2020	Spring-Summer Mon2、Tue2、 Wed2、Thu2、Fri2
1HB70202	Basic Japanese II		2020	Autumn-Winter Mon1、Tue1、 Wed1、Thu1、Fri1
1HB70102	Basic Japanese I		2020	Autumn-Winter Mon2、Tue2、 Wed2、Thu2、Fri2
1HB70201	Basic Japanese II		2019	Spring-Summer Mon1、Tue1、 Wed1、Thu1、Fri1
1HB70101	Basic Japanese I		2019	Spring-Summer Mon2、Tue2、 Wed2、Thu2、Fri2



My Page Courses Memos 日本語

Course Registration

You are about to complete self registration to the course(s) below.
Please confirm the course information displayed is correct before clicking the Register button.

After the self registration period, courses that you do not finalize registration for via the Student Information System may be deleted after the add/drop deadline.

Course Code	Course	Course Instructor	Year	Lecture Info
1HB70101	Basic Japanese I		2020	Spring-Summer ...

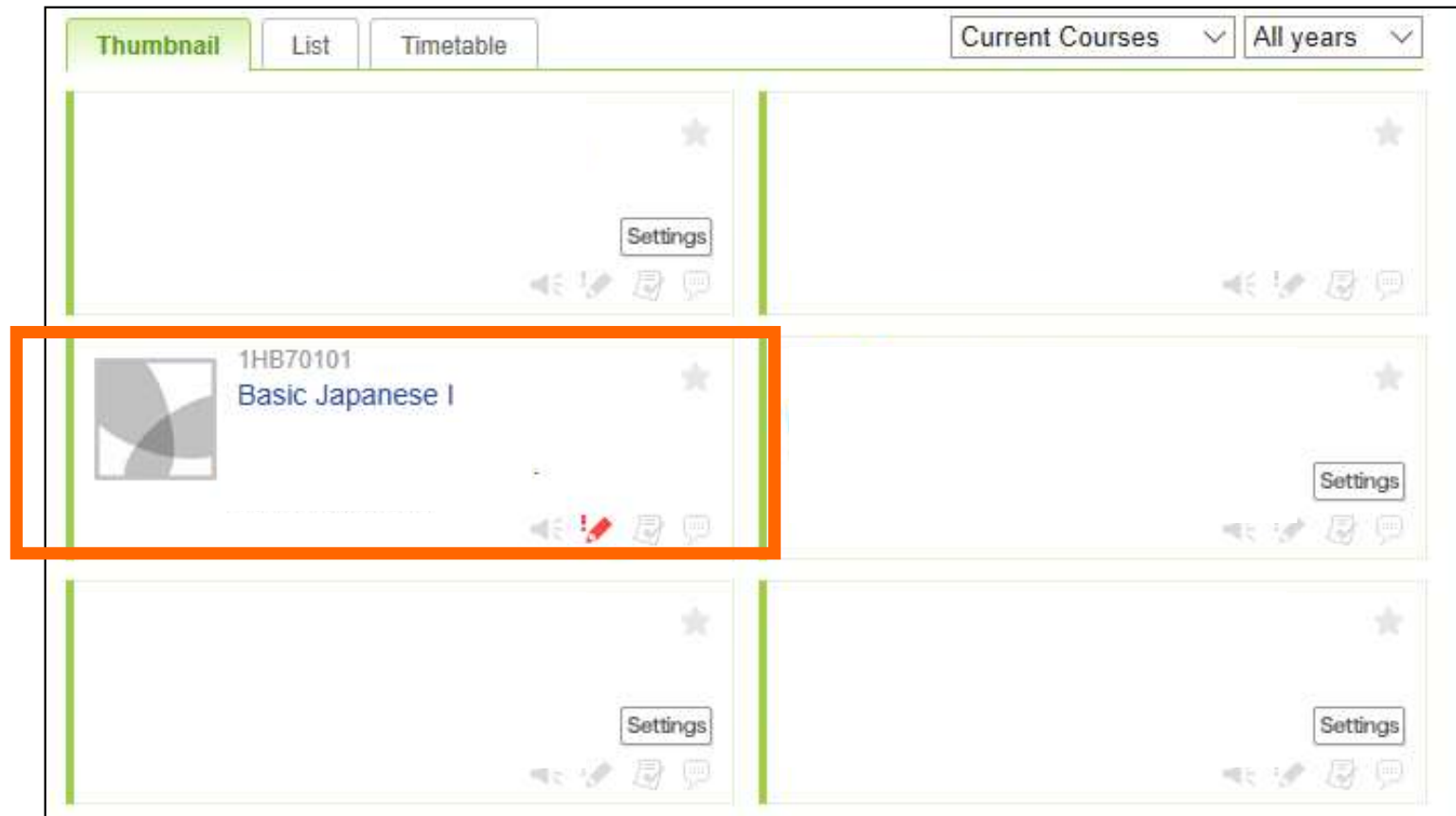
Register

[Search Results](#)
[My Page](#)

After you click the button “**Register**”, the following message will be displayed.

”Self registration is complete. If you would like to finalize the registration, please do so using the Student Information System.”

When the self-registration is complete, the course will be added to **“My Courses”** list.



Important announcements



1HB70101

Basic Japanese I

2020 Spring-Summer Mon2...

Tests

Surveys

Assignments ¹

Project

Grades

Forum

Resources

The self registration period is currently in effect. After the self registration period, there is a possibility that you cannot use the course you have not finalized registration for via the Student Information System.

Drop this course

Submission History

Course News

There are no news.

Threads (latest first)

New Thread

There are no threads.

> Threads

Click “Settings”



* Self registration period 2020-04-01 (Fri)

[Settings](#) | [Logout](#)

[My Page](#) [Courses](#) [respon](#) [memos](#) 日本語

Announcements

- 2020-04-01 ◀ 【重要】manabaリマインダ設定登録用のメールアドレス設定変更について（お知らせ）
- 2020-03-27 ◀ responアプリ（manaba上での電子出席機能）インストール方法について
- 2020-03-23 ◀ manaba自己登録期間開始について（連絡）
- 2019-05-21 ◀ お知らせ
- 2018-04-20 ◀ 【重要】講義内容の公開について（注意喚起）
- 2017-04-21 ◀ ファイルをアップロードする際の注意事項
- 2017-04-01 ◀ 【重要】履修・授業・期末試験・成績等の情報について
- 2017-03-29 ◀ 公開資料及び廃止科目一覧に更新があります。（平成29年3月29日現在）
- 2017-03-21 ◀ 2017年度からのmanabaのコース運用について

Submission History

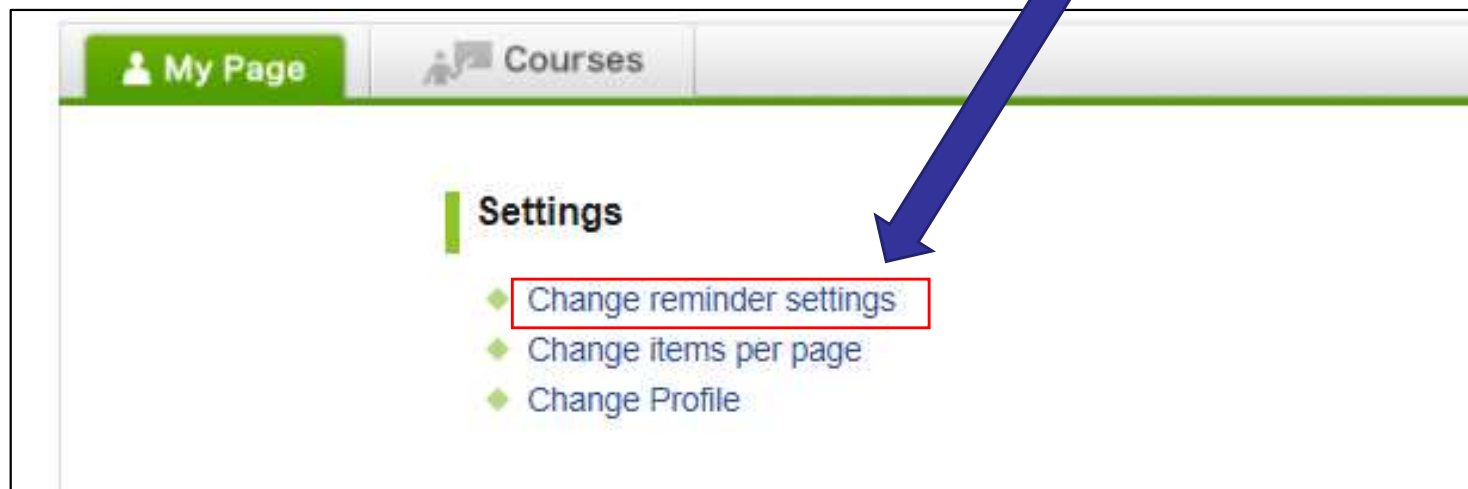
There is no submission history.

[List all](#)

About Self Registration ?

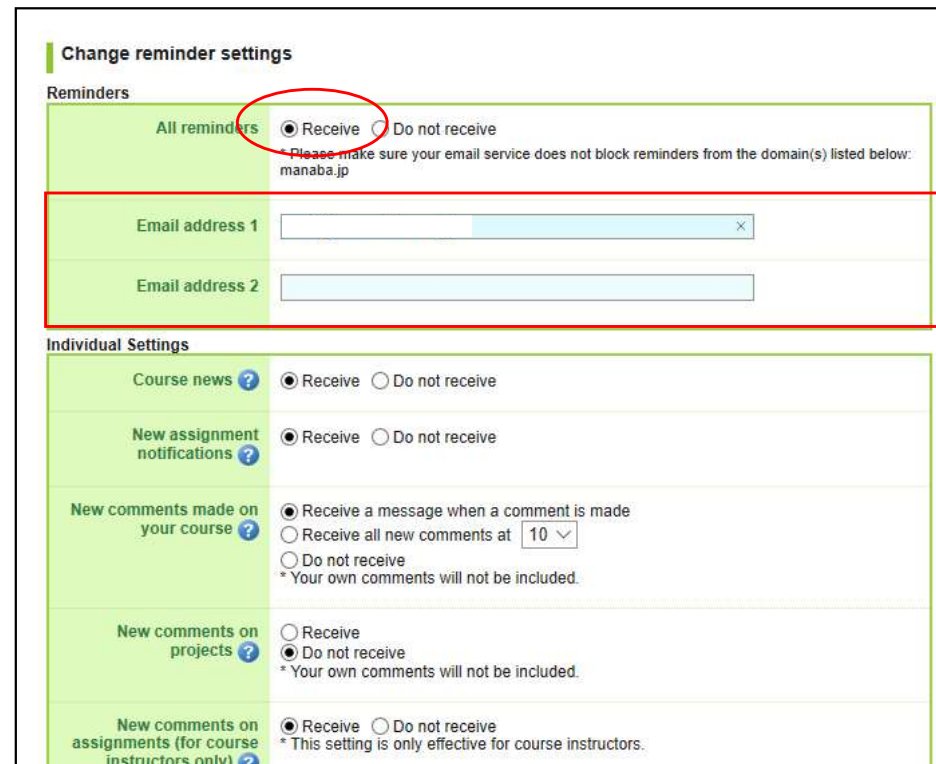
If you wish to be granted access to a course you plan to take before the add/drop deadline, please request self registration. After the self registration period, there is a possibility that you cannot use the course you have not finalize registration for via the Student

Click “Change reminder settings”



- ① In the field “All reminders” select “Receive”.
- ② Fill in your regular Email address (and the cellphone Email address) that you want reminders to be sent to.

Please use the email address you check daily.



Change reminder settings

Reminders

All reminders Receive Do not receive
Please make sure your email service does not block reminders from the domain(s) listed below:
manaba.jp

Email address 1

Email address 2

Individual Settings

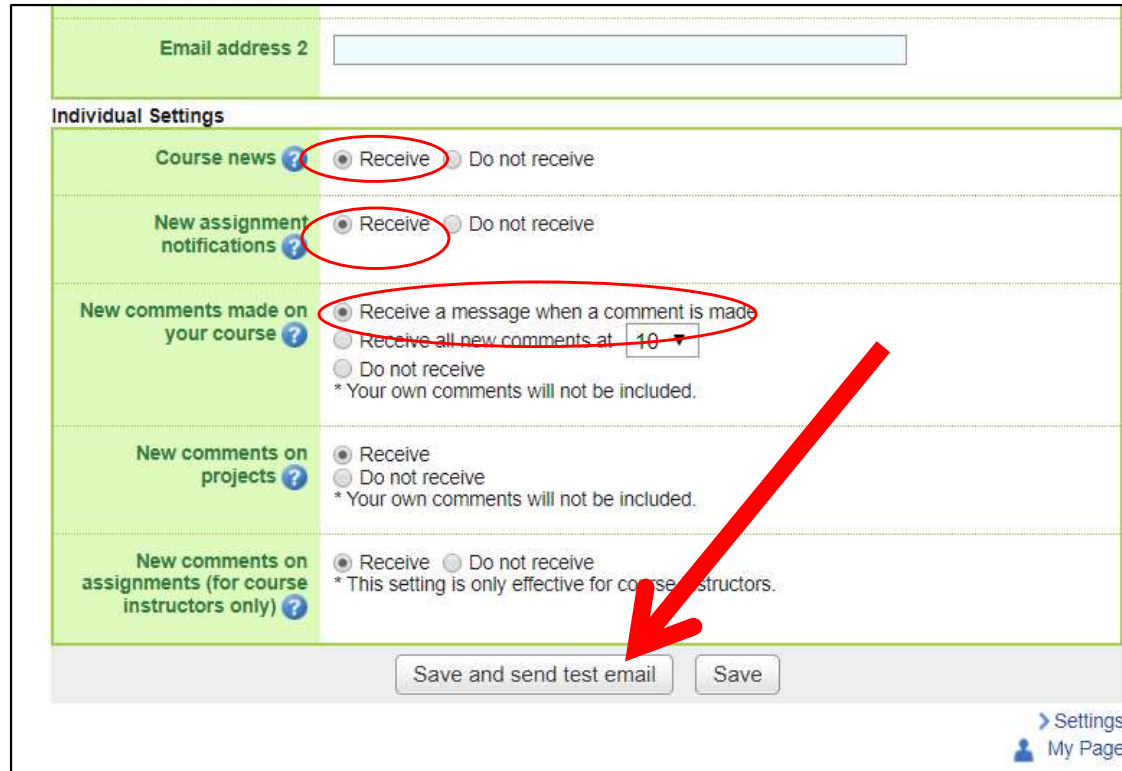
Course news Receive Do not receive

New assignment notifications Receive Do not receive

New comments made on your course Receive a message when a comment is made
 Receive all new comments at 10
 Do not receive
* Your own comments will not be included.

New comments on projects Receive
 Do not receive
* Your own comments will not be included.

New comments on assignments (for course instructors only) Receive Do not receive
* This setting is only effective for course instructors.



Email address 2

Individual Settings

Course news Receive Do not receive

New assignment notifications Receive Do not receive

New comments made on your course Receive a message when a comment is made
 Receive all new comments at 10
 Do not receive
* Your own comments will not be included.

New comments on projects Receive Do not receive
* Your own comments will not be included.

New comments on assignments (for course instructors only) Receive Do not receive
* This setting is only effective for course instructors.

[Settings](#)
[My Page](#)

- ① Click “save and sent test mail” at the bottom of the screen.
- ② You will receive the following message:

This email was generated automatically by manaba to confirm if you have set up a correct email address.”