

CELS Online Course Registration Operation Overview



Course Registration Period : April 8 – April 15

(For Yearlong courses, Spring-Summer semester courses, Spring quarter courses, Summer quarter courses, Summer Intensive courses)

- This overview is about **course registration** for **non-lottery courses**.
- Refer to “[Manual for WEB Lotteries](#)” for instructions on WEB lottery for lottery courses.
- Refer to “[Course Withdrawal System](#)” for instructions on course withdrawal.

Course Registration Schedule

Procedure	1 st Period	2 nd Period	3 rd Period
Course Registration Period @CELS	April 8 – April 15 *Mandatory for all	May 14 – May 15	July 2 – July 3
What you can do	Add/Drop Non-lottery courses		
Applicable courses	Yearlong Spring-Summer semester Spring quarter Summer quarter Summer Intensive	Summer quarter Summer Intensive	Summer Intensive

Term Code on the [HGP course list](#)

①Term Code:
P
Spring Quarter

②Term Code:
S
Summer Quarter


④Term Code:
INT (S)

Summer Intensive Course

③Term Code:
Z
Spring - Summer Semester

How to Add Courses

Log into CELS (<https://cels.hit-u.ac.jp/>)



一橋大学

一橋認証ID シングルサインオン
Hitotsubashi Authentication System Single Sign-On

本学の学生・教職員以外の方は、こちらの画面からはログインできません。一橋大学ウェブサイトはこちら。
If you are not a student, faculty or staff member of Hitotsubashi University, this is not the login page for you.
Please go to the Hitotsubashi University official website. ([Click here.](#))

User ID

Password

☐ ユーザー名を記憶する

LOGIN

Choose your language


The screenshot shows the Hitotsubashi University Campus Education Learning System interface. At the top, the title "CAMPUS EDUCATION LEARNING SYSTEM" is displayed. Below it, a navigation bar contains icons for HOME, 学生情報 (Student Information), 掲示 (Notice), 休補・スケジュール (Leave/Makeup/Schedule), シラバス (Syllabus), 履修 (Course Registration), 試験 (Exam), 成績 (Grade), and その他 (Others). To the right of the navigation bar, there are links for スマホ版 (Mobile Version), English (highlighted with a red circle and a hand cursor), 残り約 60 分 (Remaining about 60 minutes), and ログアウト (Logout). A large orange box highlights the English language selection button in the top right corner.

The main content area is divided into two columns. The left column contains a "新着情報" (New Information) section with the message "あなた宛の新着情報はありません。" (There is no new information for you.), a "MYスケジュール" (MY Schedule) section showing a calendar for April 2019, and a "よく使うメニュー" (Frequently Used Menu) section with links to 掲示板 (Bulletin Board), 履修登録・登録状況照会 (Course Registration/Status Inquiry), 履修成績照会 (Course Grade Inquiry), and 単位修得状況照会 (Credit Acquisition Status Inquiry). The right column contains an "お知らせ" (Notice) section with the message "[20] Welcome!" and a large "Welcome to Hitotsubashi University!" banner. The date "2018年6月13日" (June 13, 2018) is displayed in the bottom right corner of the banner.

Sun	Mon	Tue	Wed	Thu	Fri	Sat
	1	2	3	4	5	6
7	8	9	10	11	12	13
14	15	16	17	18	19	20
21	22	23	24	25	26	27
28	29	30				

Language changed to English

CAMPUS EDUCATION LEARNING SYSTEM

[Smartphone page](#) [Japanese](#) [About 60 min](#) [Logout](#)

[HOME](#) [Student Info](#) [Bulletin Board](#) [Schedule](#) [Syllabus](#) [Course](#) [Examination](#) [Grade](#) [Other](#)

[Information](#) [New Messages](#)


What's New

No data available for display.

My Schedule





← Apr 2019 →

Sun	Mon	Tue	Wed	Thu	Fri	Sat
	1	2	3	4	5	6
7	8	9	10	11	12	13
14	15	16	17	18	19	20
21	22	23	24	25	26	27
28	29	30				

 2019/04/03(Wed)

no schedule.

Frequently Used Menu

-  [Bulletin board](#)
-  [Course registration - registration status inquiry](#)
-  [grade inquiry](#)
-  [credit earned inquiry](#)

Link

[Edit My Links](#)

Information

[20] Welcome!

Welcome to Hitotsubashi University!

2018/06/13

Click on “Course” and “View Course Registration and Status”

The screenshot shows the Campus Education Learning System interface. The top navigation bar includes links for HOME, Student Info, Bulletin Board, Schedule, Syllabus, Course, Examination, Grade, and Other. The 'Course' link is highlighted with an orange circle. Below the navigation bar, the 'View Course Registration and Status' link is highlighted with a red circle. A hand cursor is pointing at the 'Course' link. The main content area displays 'What's New' (No data available for display), 'My Schedule' (Apr 2019 calendar), and 'Frequently Used Menu' (Bulletin board). The 'Class Portfolio' section shows 'Whats NEW!!' (Not in particular) and 'Registered Courses' (2019 Academic Year Spring Display). The 'Registered Courses' table is empty, showing 'Corresponding data not found'.

CAMPUS EDUCATION LEARNING SYSTEM

HOME Student Info Bulletin Board Schedule Syllabus Course Examination Grade Other

Class Portfolio View Course Registration and Status

What's New
No data available for display.

My Schedule
Apr 2019
Sun Mon Tue Wed Thu Fri Sat
1 2 3 4 5 6
7 8 9 10 11 12 13
14 15 16 17 18 19 20
21 22 23 24 25 26 27
28 29 30
2019/04/03(Wed)
no schedule.

Frequently Used Menu
Bulletin board

Class Portfolio

★ Whats NEW!!
• Not in particular.

Registered Courses
2019 Academic Year Spring Display

Course	Day/Period
Corresponding data not found	

Course Registration Status Credits Earned Status

“View Course Registration and Status” menu

CAMPUS EDUCATION LEARNING SYSTEM

Smartphone page

Japanese

About 60 min

Logout

HOME

Student Info

Bulletin Board

Schedule

Syllabus

Course

Examination

Grade

Other

Class Portfolio

View Course Registration and Status

What's New

No data available for display.

My Schedule

← Apr 2019 →

Sun	Mon	Tue	Wed	Thu	Fri	Sat
	1	2	3	4	5	6
7	8	9	10	11	12	13
14	15	16	17	18	19	20
21	22	23	24	25	26	27
28	29	30				

2019/04/03(Wed)

no schedule.

Frequently Used Menu

Bulletin board

Course registration - registration status inquiry

grade inquiry

credit earned inquiry

Link

Edit My Links

View Course Registration and Status

Input the information to change and then click the "Change" button.

Optional items are marked with ※

Personal Contact Information


Affiliation		Student ID No.	
Name		Student Year	Year 3
Postal Code	<input type="text"/> - <input type="text"/> (Half-width characters)	Prefecture	-- ▾
Municipality	<input type="text"/>		
District, house number, etc.	<input type="text"/>		
Apartment name, etc.	<input type="text"/>		
Phone Number	<input type="text"/> Include hyphens	Category	-- ▾
Mobile Phone Number	<input type="text"/> ※ (Single-byte Characters) Hyphen Allowed		

Change

Clear

Enter your address in Japan

Select “TOKYO” for “Prefecture”

 **Change Student Address**

Input the information to change and then click the "Change" button.
Optional items are marked with ※

▼ **Personal Contact Information**

Affiliation	商学部	Student ID No.	
Name		Student Year	Year 3
Postal Code	187 - 0045 (Half-width characters)	Prefecture	TOKYO ▼
Municipality	Kodaira		NARA
District, house number, etc.			WAKAYAMA
Apartment name, etc.			TOTTORI
Phone Number		Category	SHIMANE
	Include hyphens		OKAYAMA
Mobile Phone Number	※(Single-byte Characters) Hyphen Allowed		HIROSHIMA
			YAMAGUCHI
			TOKUSHIMA
			KAGAWA
			EHIME
			KOCHI
			FUKUOKA
			SAGA
			NAGASAKI
			KUMAMOTO
			OITA
			MIYAZAKI
			KAGOSHIMA
			OKINAWA
			OTHER

Leave the “desired department” as it is and proceed.

CAMPUS EDUCATION LEARNING SYSTEM

HOME Student Info Bulletin Board Schedule Syllabus **Course** Examination Grade Other

Class Portfolio View Course Registration and Status

Smartphone page Japanese About 58 min Logout

What's New
No data available for display.

My Schedule
Apr 2019
Sun Mon Tue Wed Thu Fri Sat
1 2 3 4 5 6
7 8 9 10 11 12 13
14 15 16 17 18 19 20
21 22 23 24 25 26 27
28 29 30
2019/04/03(Wed)
no schedule.

View Course Registration and Status

Name		Student ID No.	
Affiliation	Faculty of Commerce and Management	Student Year	3Grade

Select the desired department

☒ Department of Business Management

☐ Department of Commerce

Frequently Used Menu

Course Registration Screen

Click on a grid where you wish to add your course

Before starting the procedure, choose courses that you wish to take from the [HGP Course list](#) or syllabi.

CAMPUS EDUCATION LEARNING SYSTEM

HOME Student Info Bulletin Board Schedule Syllabus **Course** Examination Grade Other

Smartphone page Japanese About 59 min Logout

Class Portfolio View Course Registration and Status

What's New
No data available for display.

My Schedule
Apr 2019
Sun Mon Tue Wed Thu Fri Sat
1 2 3 4 5 6
7 8 9 10 11 12 13
14 15 16 17 18 19 20
21 22 23 24 25 26 27
28 29 30
2019/04/03(Wed)
no schedule.

Frequently Used Menu
Bulletin board
Course registration - registration status inquiry
grade inquiry
credit earned inquiry

Link
Edit My Links

View Course Registration and Status

Name	Student ID No.
Faculty of Commerce and Management Department of Business Management	
Affiliation	Student Year
2019Academic Year Spring	3Grade
Academic Year/Semester	Valid Until
No. of Enrolled Credits (Academic Year)	2019/04/03 19:00
0.0	No. of Enrolled Credits (Quarter)
	0.0
No. of Items	
0	

Last updated :

Select the desired department

☒ Department of Business Management ☐ Department of Commerce Set

Spring Summer Autumn Winter

Register an intensive course

	Monday	Tuesday	Wednesday	Thursday	Friday	Saturday
Period 1	Not registered	Not registered	Not registered	Not registered	Not registered	Not registered
Period 2	Not registered	Not registered	Not registered	Not registered	Not registered	Not registered
Period 3	Not registered	Not registered	Not registered	Not registered	Not registered	Not registered
Period 4	Not registered	Not registered	Not registered	Not registered	Not registered	Not registered

Select “Course offered by”, enter “Course Code” and Click on “Register

Course codes are listed on the [HGP Course list](#) or syllabi (e.g. **1EI30301**).

The screenshot displays the 'CAMPUS EDUCATION LEARNING SYSTEM' interface. The top navigation bar includes links for HOME, Student Info, Bulletin Board, Schedule, Syllabus, Course (highlighted), Examination, Grade, and Other. A secondary bar shows 'Class Portfolio' and 'View Course Registration and Status'. The main content area is divided into a left sidebar and a right main panel. The sidebar contains 'What's New' (no data), 'My Schedule' (calendar for April 2019), and 'Frequently Used Menu' (Bulletin board, Course registration - registration status inquiry, grade inquiry, credit earned inquiry). The main panel, titled 'View Course Registration and Status', prompts the user to 'Please enter the course you want to register.' It features a form with fields for 'Day' (Monday), 'Period' (1), 'Course offered by' (General Education), and 'Course Code'. A blue box highlights the 'Course offered by' and 'Course Code' fields. Below the form, a message states 'If unknown, a search of Course Codes or Numbering Codes may be made.' and a 'Register' button is highlighted with a blue box. Other buttons include 'View Syllabus', 'Clear', and 'Return to the Course Registration Screen'.

Day	Monday
Period	1
Course offered by	General Education
Course Code	

If unknown, a search of Course Codes or Numbering Codes may be made.

[Register](#) [View Syllabus](#) [Clear](#) [Return to the Course Registration Screen](#)

Or search for your desired course

The screenshot displays the 'CAMPUS EDUCATION LEARNING SYSTEM' interface. The top navigation bar includes links for HOME, Student Info, Bulletin Board, Schedule, Syllabus, Course, Examination, Grade, and Other. A secondary bar shows 'Class Portfolio' and 'View Course Registration and Status'. The main content area is divided into three sections:

- What's New:** No data available for display.
- My Schedule:** A calendar for April 2019. The date 2019/04/05 (Fri) is highlighted, showing 'no schedule.'
- Frequently Used Menu:** Links to Bulletin board, Course registration - registration status inquiry, grade inquiry, and credit earned inquiry.

The 'View Course Registration and Status' section prompts the user to 'Please enter the course you want to register.' It contains a form with the following fields:

- Day:** Monday
- Period:** 1
- Course offered by:** Faculty of Social Sciences
- Course Code:** (empty text box)

Below the form, a message states: 'If unknown, a search of Course Codes or Numbering Codes may be made.' A red circle highlights the words 'Course Codes' and 'Numbering Codes'. A hand cursor is pointing at the 'View Syllabus' button.

On the right side, a browser window titled 'View Course Registration and Status [CampusSq...]' is open. It shows the URL 'https://trial.cels.hit-u.ac.jp/campusweb/campusquare.do?...' and the page title 'View Course Registration and Status / Criteria Input'. The page contains a search criteria form with the following fields:

- Academic Year:** 2019
- Course offered by:** Faculty of Social Sciences
- Semester:** General Education
- Lecture:** Faculty of Commerce and Management
- Instructor Name:** Faculty of Economics
- Language Used in Class:** Faculty of Law
- Course Title:** Faculty of Social Sciences
- Student Year:** International Linkage
- Day:** Pedagogical Subjects
- Period:** GS-Business Administration
- Displayed Search:** Business Administration

The 'Displayed Search' section shows a list of search results, including 'Business Administration', 'Management Analysis Program', 'Business Administration Program', 'Financial Strategy Program', 'International Corporate Strategy', 'GS-Economics', 'GS-Law', 'GS-Social Sciences', 'GS-Language and Society', 'GS-International Corporate Strategy', 'GS-International and Public Policy', 'GS-Commerce and Management', 'GS-Business Administration', 'Business Administration', 'Financial Strategy Program', and 'Business Administration'.

Search for your desired course

CAMPUS EDUCATION LEARNING SYSTEM

HOME Student Info Bulletin Board Schedule Syllabus **Course** Examination Grade Other

Class Portfolio View Course Registration and Status

What's New

No data available for display.

My Schedule

Apr 2019

Sun	Mon	Tue	Wed	Thu	Fri	Sat
	1	2	3	4	5	6
7	8	9	10	11	12	13
14	15	16	17	18	19	20
21	22	23	24	25	26	27
28	29	30				

2019/04/03(Wed)

no schedule.

Frequently Used Menu

- Bulletin board
- Course registration - registration status inquiry
- grade inquiry
- credit earned inquiry

Link

Edit My Links

View Course Registration and Status

Please enter the course you want to register.

Day	Monday
Period	1
Course offered by	General Education
Course Code	

If unknown, a search of [Course Codes](#) or [Numbering Codes](#) may be made.

Register View Syllabus Clear Return to the Course Registration Screen

View Course Registration and Status [CampusSquare...

https://trial.cels.hit-u.ac.jp/campusweb/campussquare.do?_flowExe

View Course Registration and Status/ Criteria Input

If the course code is unknown, you can search using the following criteria.

Academic Year : 2019

Course offered by : International Linkage

Semester : Spring

Lecture : not specified

Instructor Name : ※Partial Match

Language Used in Class : not specified

Course Title : Japanese x ※Partial Match

Student Year : 3

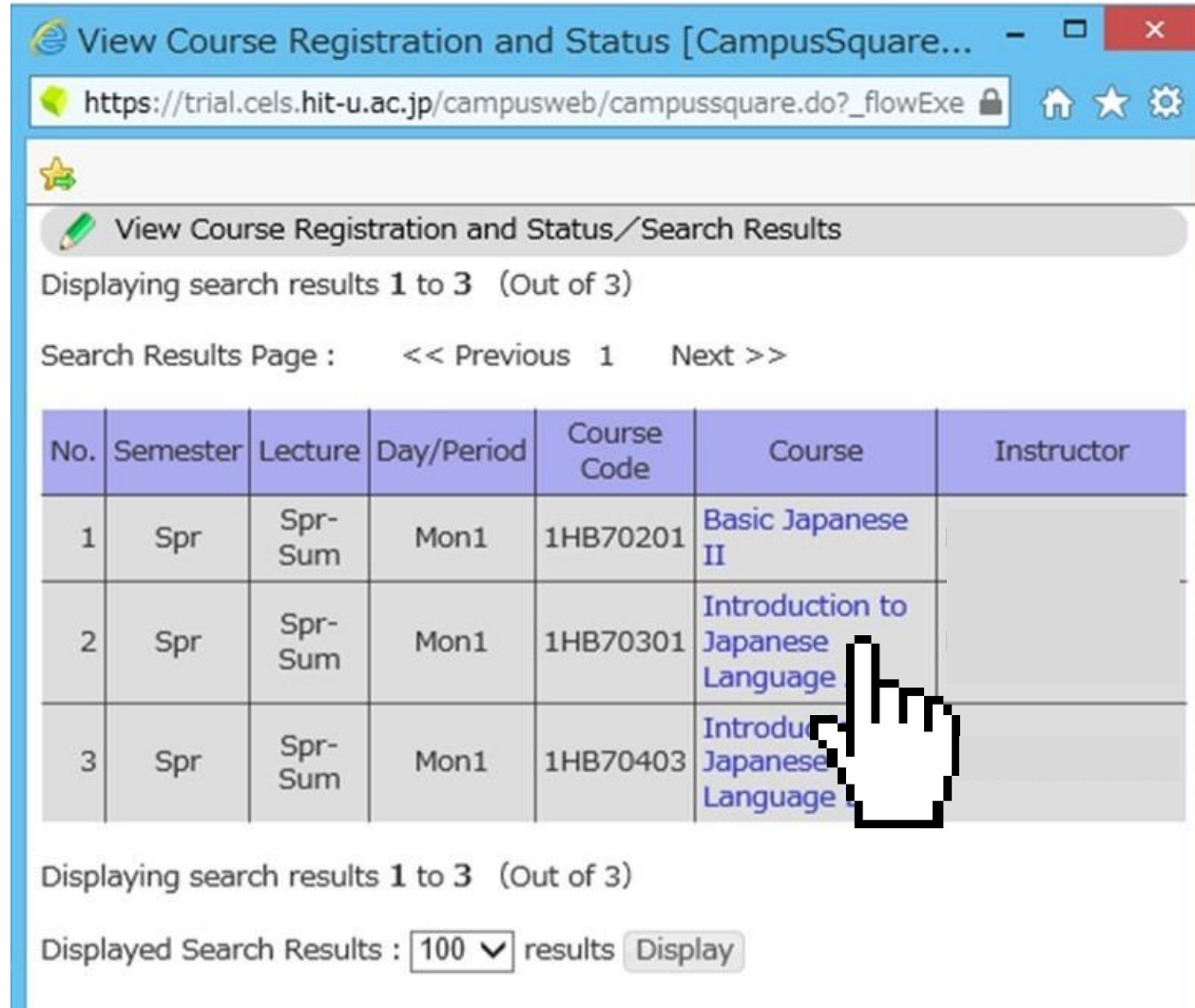
Day : Monday

Period : Period 1

Displayed Search Results : 100 results

Search Clear

Choose a desired course from search results



View Course Registration and Status [CampusSquare...]

https://trial.cels.hit-u.ac.jp/campusweb/campussquare.do?_flowExe

View Course Registration and Status/Search Results

Displaying search results 1 to 3 (Out of 3)

Search Results Page : << Previous 1 Next >>

No.	Semester	Lecture	Day/Period	Course Code	Course	Instructor
1	Spr	Spr-Sum	Mon1	1HB70201	Basic Japanese II	
2	Spr	Spr-Sum	Mon1	1HB70301	Introduction to Japanese Language	
3	Spr	Spr-Sum	Mon1	1HB70403	Introduction to Japanese Language	

Displaying search results 1 to 3 (Out of 3)

Displayed Search Results : 100 ▼ results Display

A course code for the chosen course is automatically entered
→ Click on “Register”

The screenshot displays the 'CAMPUS EDUCATION LEARNING SYSTEM' interface. The top navigation bar includes links for HOME, Student Info, Bulletin Board, Schedule, Syllabus, Course, Examination, Grade, and Other. The 'Course' tab is currently selected. Below the navigation bar, there are two main sections: 'What's New' (showing 'No data available for display.') and 'My Schedule' (showing a calendar for April 2019 with 'no schedule' for the selected date 2019/04/03(Wed)). The 'View Course Registration and Status' section is the primary focus, containing a form with the following fields: 'Day' (Monday), 'Period' (1), 'Course offered by' (General Education), and 'Course Code' (empty). A red circle highlights the 'Register' button at the bottom of the form. A hand cursor is pointing at the 'Register' button. To the right of the form, there is a text box stating: 'Course codes are listed in the [HGP Course list](#) or syllabus (e.g. 1EI30301)'.

Day	Monday
Period	1
Course offered by	General Education
Course Code	

If unknown, a search of Course Codes or Numbering Codes may be made.

[Register](#) [View Syllabus](#) [Clear](#) [Return to the Course Registration Screen](#)

Course codes are listed in the [HGP Course list](#) or syllabus (e.g. 1EI30301)

✓ Registration succeeded

CAMPUS EDUCATION LEARNING SYSTEM

HOME Student Info Bulletin Board Schedule Syllabus Course Examination Grade Other

Class Portfolio View Course Registration and Status

What's New
No data available for display.

My Schedule
Apr 2019
Sun Mon Tue Wed Thu Fri Sat
1 2 3 4 5 6
7 8 9 10 11 12 13
14 15 16 17 18 19 20
21 22 23 24 25 26 27
28 29 30
2019/04/03(Wed)
no schedule.

Frequently Used Menu
Bulletin board
Course registration - registration status inquiry
grade inquiry
credit earned inquiry

Link
Edit My Links

View Course Registration and Status

Name				Student ID No.	
Affiliation	Faculty of Commerce and Management Department of Business Management			Student Year	3Grade
Academic Year/Semester	2019Academic Year Spring	Valid Until	2019/04/06 23:59	No. of Items	3
No. of Enrolled Credits (Academic Year)	0.0	No. of Enrolled Credits (Quarter)	0.0		

Last updated : 2019/04/03 21:06

Select the desired department
☒ Department of Business Management ☐ Department of Commerce Set

	Spring	Summer	Autumn	Winter	Register an intensive course	
	Monday	Tuesday	Wednesday	Thursday	Friday	Saturday
Period 1	1HB70301 Introduction to Japanese Language A	1HB70301 Introduction to Japanese Language A	Not registered	Not registered	1HB70301 Introduction to Japanese Language A	Not registered
Period 2	Not registered	Not registered	Not registered	Not registered	Not registered	Not registered
Period 3	Not registered	Not registered	Not registered	Not registered	Not registered	Not registered
Period 4	Not registered	Not registered	Not registered	Not registered	Not registered	Not registered
Period 5	Not registered	Not registered	Not registered	Not registered	Not registered	Not registered

Intensive course, etc.

Day	Period	Course Code	Course	Instructor Name
Not registered				

Register an intensive course

Confirm the medium of instruction

You cannot check the medium of instruction on the course registration screen.

Confirm the medium of instruction in the “Language” section in the syllabus before registering for courses.

日/J : Japanese
英/E: English

基本情報／Basic Information		詳細情報／Detailed Information	授業計画詳細情報／Class Schedule Details
基本情報/Basic Information			
開講科目名 ／Course	地球環境と地域社会／Global Environment and Local Society		
時間割コード ／Course Code	1SE42201		
ナンバリングコード ／Numbering Code	SU-E422-A-00		
開講所属 ／Faculty/Department	社会学部／Faculty of Social Sciences		
曜限 ／Day and Period	火／Tue 2, 金／Fri 2		
開講区分 ／Quarter(s)	秋学期／Autumn		
単位数 ／Credits	2.0		
主担当教員 ／Main Instructor			
科目区分 ／Course Group	E：超域社会研究／学部発展科目（大学院共修科目）		
教授言語 ／Language	英／E		
授業形態 ／Types of Course	【対】 対面授業(Face-to-face)		
抽選対象 ／Online Lottery Registration	○		

How to Drop Courses

Click on a course you wish to drop

View Course Registration and Status

Name				Student ID No.	
Affiliation	Faculty of Social Sciences			Student Year	3Grade
Academic Year/Semester	2019Academic Year Spring	Valid Until	2019/04/06 23:59	No. of Items	9
No. of Enrolled Credits (Academic Year)	10.0	No. of Enrolled Credits (Quarter)	6.0		

Last updated : 2019/04/03 22:12

Spring	Summer	Autumn	Winter	Register an intensive course		
	Monday	Tuesday	Wednesday	Thursday	Friday	Saturday
Period 1	1HB70301 Introduction to Japanese Language A	1HB70301 Introduction to Japanese Language A	Not registered	Not registered	1HB70301 Introduction to Japanese Language A	Not registered
Period 2	1SO40201 International Justice Theory	1SK40401 Educational Policy	Not registered	1SO40201 International Justice Theory	1SK40401 Educational Policy	Not registered
Period 3	Not registered	Not registered	Not registered	Not registered	1SZ90603 Politics	Not registered
Period 4	Not registered	1HE71001 Special Topics in Social Sciences D	Not registered	Not registered	Not registered	Not registered



Click on the “Delete” button and confirm

The screenshot displays the 'CAMPUS EDUCATION LEARNING SYSTEM' interface. The top navigation bar includes links for HOME, Student Info, Bulletin Board, Schedule, Syllabus, Course, Examination, Grade, and Other. The 'Course' tab is selected. Below the navigation bar, the 'View Course Registration and Status' section is active, showing a confirmation message: 'Are you sure you wish to cancel registration of the following course?'. A table lists course details: Day (Tuesday), Period (4), Course offered by (International Linkage), Course Code (1HE71001), and Course (Special Topics in Social Sciences D). At the bottom of this section, the 'Delete' button is circled in red. To the right, a modal dialog box titled 'Web ページからのメッセージ' (Message from Web Page) is open, asking 'You wish to delete data; Is it OK?'. The 'OK' button in this dialog is also circled in red, with a hand cursor pointing to it.

CAMPUS EDUCATION LEARNING SYSTEM

HOME Student Info Bulletin Board Schedule Syllabus Course Examination Grade Other

Smartphone page Japanese About 60 min Logout

Class Portfolio View Course Registration and Status

What's New
No data available for display.

My Schedule
Apr 2019
Sun Mon Tue Wed Thu Fri Sat
1 2 3 4 5 6
7 8 9 10 11 12 13
14 15 16 17 18 19 20
21 22 23 24 25 26 27
28 29 30
2019/04/03(Wed)
no schedule.

Frequently Used Menu
Bulletin board
Course registration - registration status inquiry
grade inquiry
credit earned inquiry

Link
Edit My Links

View Course Registration and Status
Are you sure you wish to cancel registration of the following course?

Day	Tuesday
Period	4
Course offered by	International Linkage
Course Code	1HE71001
Course	Special Topics in Social Sciences D

Delete Return to the Course Registration Screen

Web ページからのメッセージ
? You wish to delete data; Is it OK?
OK キャンセル

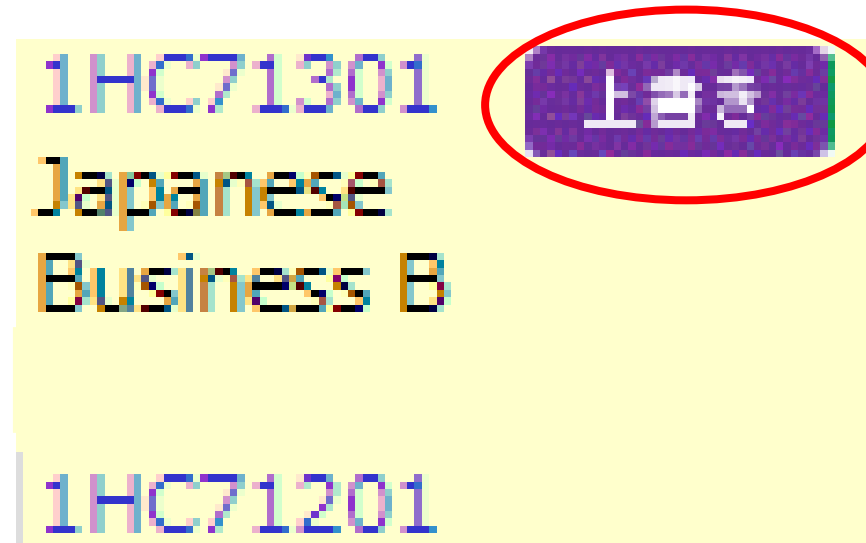
✓ **Drop succeeded**

	Spring	Summer	Autumn	Winter	Register an intensive course	
	Monday	Tuesday	Wednesday	Thursday	Friday	Saturday
Period 1	1HB70301 Introduction to Japanese Language A	1HB70301 Introduction to Japanese Language A	Not registered	Not registered	1HB70301 Introduction to Japanese Language A	Not registered
Period 2	1SO40201 International Justice Theory	1SK40401 Educational Policy	Not registered	1SO40201 International Justice Theory	1SK40401 Educational Policy	Not registered
Period 3	Not registered	Not registered	Not registered	Not registered	1SZ90603 Politics	Not registered
Period 4	Not registered	Not registered	Not registered	Not registered	Not registered	Not registered

Within the **Course Registration Period**, deleted courses can be added again.

Note: Repeat Marks

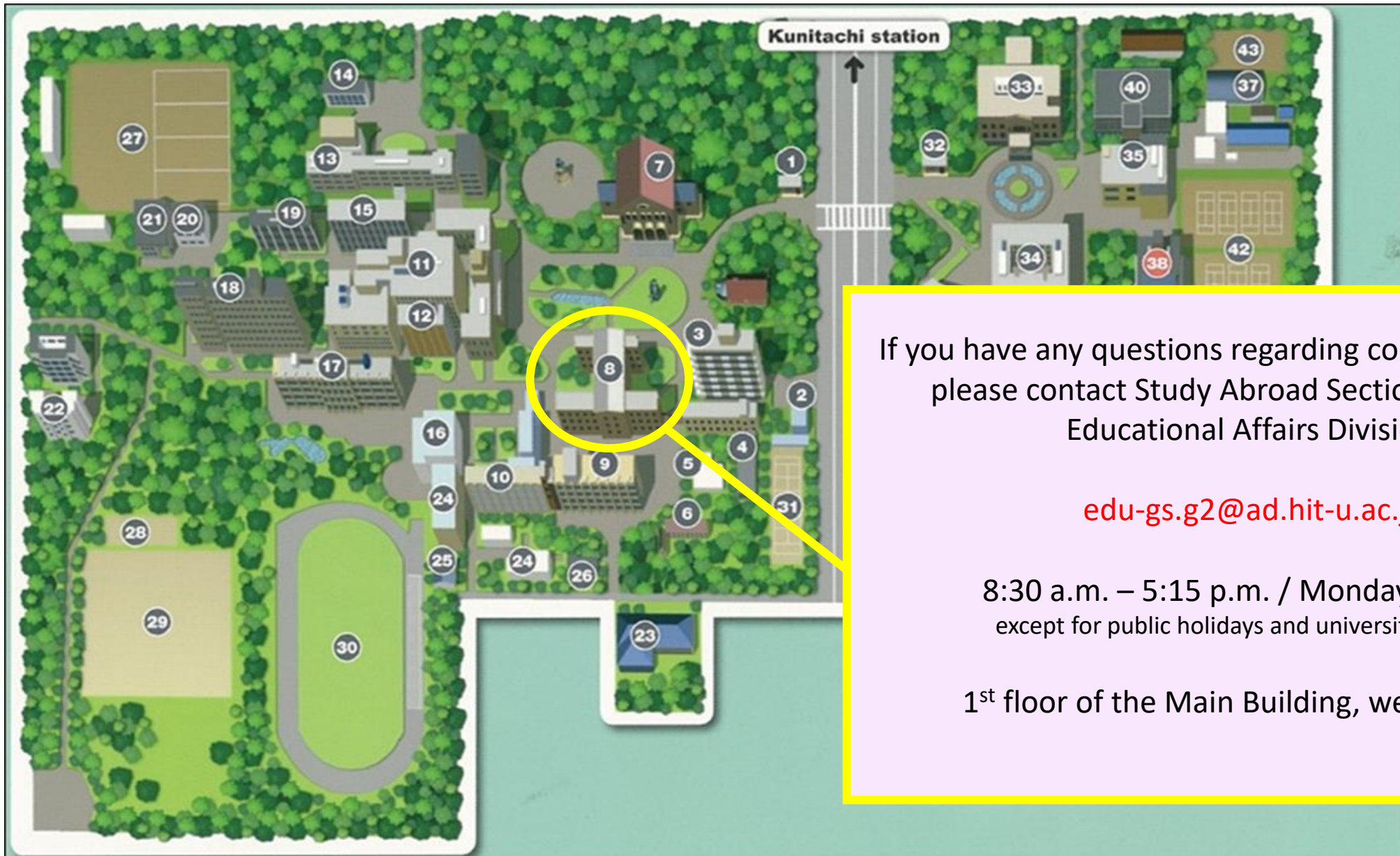
If you retake a course that you have previously taken, it will be marked as “上書き.”



If you retake a course, the grade will be overwritten. The previous grade will not appear on your transcript. Only the most recent grade will.

West campus

East campus



If you have any questions regarding course registration,
please contact Study Abroad Section (Inbound),
Educational Affairs Division.

edu-gs.g2@ad.hit-u.ac.jp

8:30 a.m. – 5:15 p.m. / Monday – Friday
except for public holidays and university holidays

1st floor of the Main Building, west campus